

**Thirteen weeks ! Can you believe it.
It was great talking to some you over the
last few days. I can not believe that most of
you are still baking and helping out around
the home. You all have seemed to become
experts at keeping your homes cleaned and
hoovered. Well done!. Thanks to those who
completed both questionnaires. They have
really helped me think about your learning
for the next few weeks.
Keep your self safe and alert!😊**

**Don't forget, you do not need to print this
PowerPoint.**

**Just complete the work on paper and put it
in a folder. Save your/ your parent's paper!**




This week I want you to focus on chapters 13 and 14 in our book.

Remember to write in your Home Communication book what you have read!

You might want to read alongside an adult.

Maybe they could read a page and then you read the page.



- *IF you haven't completed the TWO questionnaires for you to complete on the website. They are about the work and learning that you have been going.*
- *Please make sure that you have completed as soon as possible.*
- *I am using it to find out what you have been learning and may discuss with you when I phone you.*

Some of you have also been reading the Prisoner of Azkaban and answering the questions.

If you email me, I will send you the answers so that you can check them . Well done JM for reading the first 7 chapters! emailed you the answers.

Challenge: *Can you read the remaining HP*

Yes, you still need to do FULL answers so that you show that you fully understand the text....you know who you are!!!!



Now answer these comprehension questions as **FULL** answers.. The answers are at the end of this PowerPoint.

Chapter 13

1. Who refereed the Quidditch game and made the Gryffindor team nervous?
2. Who is Nicolas Flamel?
3. What does the Sorcerer's Stone do?
4. What is Fluffy guarding?

Chapter 14

1. What did Hagrid win at playing cards?
2. Who was looking in the window of Hagrid's hut when the dragon hatched?
3. Tell me about Malfoy.
4. Why couldn't Hagrid keep the dragon?



Answers are at the bottom

Continue to use your dictionary OR dictionary.com. Complete the etymology of these words which you may recognise!!!
Click on this website to help you.

<https://www.bbc.co.uk/bitesize/topics/zt62mnb/articles/zp7dk7h>



<p>All groups New word</p> <p>religious</p>	<p>Word class?</p> <p>Meaning</p>
<p>Illustration. Draw with a pencil.</p>	<p>Write in a sentence including a semi-colon.</p>

<p>All groups New word</p> <p>rebellious</p>	<p>Word class?</p> <p>Meaning</p>
<p>Illustration. Draw with a pencil.</p>	<p>Write in a sentence including a semi-colon.</p>

<p>All groups New word</p> <p>serious</p>	<p>Word class?</p> <p>Meaning</p>
<p>Illustration. Draw with a pencil.</p>	<p>Write in a sentence including a semi-colon.</p>

Instructions

Instructions are written for someone who needs to know how to do something. They begin with imperative verbs



What are instructions for?

Some examples...

Recipes



Look at a recipe book. Write out a favourite recipe . Highlight the numbered bullet points.

Circle the Imperative verb.

Now tell your parents what is the PPFL for instructions. (*Purpose, Punctuation, Features, Layout.*)

'How to play a game'



Look at a recipe book. Write out the instructions to play your favourite game. Highlight the numbered bullet points.

Circle the Imperative verbs.

Now tell your parents the PPFL of the instructions on how to play the game.

‘How to make a...’



Think of something that you have made in class or home. Write out how you made it. Highlight the numbered bullet points.

Circle the Imperative verbs.

Now record the PPFL for making something.

Safety Procedure Posters



Describe how you cross a road to someone in Year1. what instructions would you give?
Highlight the numbered bullet points.
Circle the Imperative verbs.
Now record the PPFL for instruction someone

So.. Now check :Have you written CLEAR Instructions

1. Write in the present tense.
2. Use imperative verbs and adverbs to begin each step.
3. Use topic words.
4. Use time conjunctions.
5. Use clear descriptions.



Highlight the features of the instructions .
Circle and say what could be improved.

How To Plant A Sunflower Seed

What you need:

- A small pot
- Lots of Soil
- Seeds
- Watering can
- Water



Top Tip:

If you want, water the soil everyday to help your sunflower grow.

What you do:

- First, fill the pot with soil to just below the top.
- Then, add a little water to the soil.
- Next, carefully put 1 or 2 seeds onto the soil.
- Cover the seeds with a little more soil.
- Gently pour more water onto the soil.



Highlight the features of the instructions .
Circle and say what could be improved.

How To Make Fruit Pizzas

You will need:


- Digestive biscuits
- Natural yoghurt
- 3 – 4 different types of fruit e.g. Apple, banana, grapes, orange
- Plate
- Spreading knife
- Sharp knife
- A grown up!

What to do:

- First, place your biscuits on the plate.
- Then, spread the yogurt onto the biscuit.
- Carefully cut up the fruit into small pieces. (Ask a grown up to help you with the sharp knife)
- Finally, put the fruit on top of the yogurt.
- Enjoy!

Top Tip:

Keep the fruit pizzas in the fridge once made.



Ok, lets start.. How do you make the worst meal ever?

?

Remember, the reader may want to make the worst meal

Maybe you want to write the instructions for Green Slimy Pork

You must be very, very clear. Begin with an imperative verb and number each step. Be imaginative!



Professor Dumbledore wants to visit (*-name a famous place in Southampton, Nursling or Romsey.*)

He starts at your home and has to walk. He doesn't know how to get there.

Use your imperative verbs, PPFL and personal targets , write directions that he can get to the place. Include detail of what he may see or pass on the way .

Then draw the map of his trip and surrounding building. Label fully.

Email it to the Hotmail account. I would love to read your work.



Draw and then complete both Think It through boards

EXPLAIN IT:

WORD PROBLEM:

4.15
pm

NUMBER
SENTENCE:

DRAW IT:

Maths Lesson1

EXPLAIN IT:

WORD PROBLEM:

£0.45

NUMBER
SENTENCE:

DRAW IT:

Mr. Booth's Delicious DIP AND PICK

Mr and Mrs Flynn have booked sight-seeing trips for a total of £448.
They are going on six trips.
Each trip costs the same.
How much does each trip cost per person?

What if...
...the travel company offers a discount?

On the ship choc ices cost £2.60 and ice-lollies cost £1.80 each.
Throughout their holiday Mr and Mrs Flynn spend £50 on choc ices and ice-lollies.
How many could they buy of each?
Can you find all possibilities?

CARD 1
Mr and Mrs Flynn book a cruise to Australia.
It costs them £7,479 each.
How much does the cruise cost in total?

Mr and Mrs Flynn book a cruise to Australia.
It costs them £7,479 each.
How much does the cruise cost in total?
They paid a deposit of £2,500.
How much is left to pay?

Mr and Mrs Flynn book a cruise to Australia.
It costs them £7,479 each.
They paid a deposit of £2,500.
How much is left to pay?

Mr and Mrs Flynn have £13,000 in their savings.
Their cruise costs £7,479 per person.
The deposit paid was £2,500.
Explain how you know if they have enough money to pay for the remainder of their cruise.

- What if...
- Use straight forward
- Finding all possibilities
- Explain
- Instructions left out
- More steps
- Simple
- + - 4 digit % money

Complete these questions in this order.
Orange, blue, green , pink, red, yellow and blue .
Label each answer. Remember there may be several answers for each question.
The answers are at the bottom.

Complete the **Percentages** assessment on the website or click on this link.

<https://forms.gle/ihZTQfKxnLJbQtiF6>

Please complete before
Thursday, 11th June 2020.

You must not have anything on the table except the computer but you may use a piece of paper and pencil to calculate the answers.

Make sure that you know the time you start and stop so that you record them.



Maths Position and Direction Symmetry

Watch these videos. They will still help.

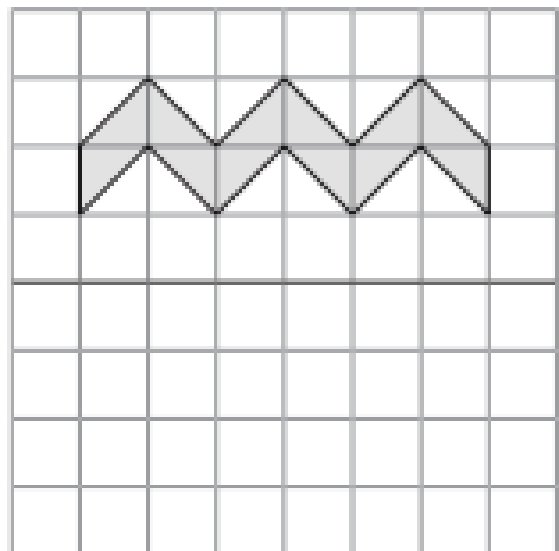
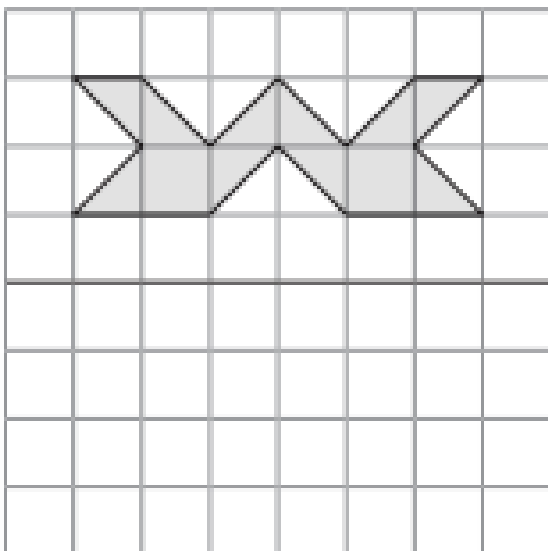
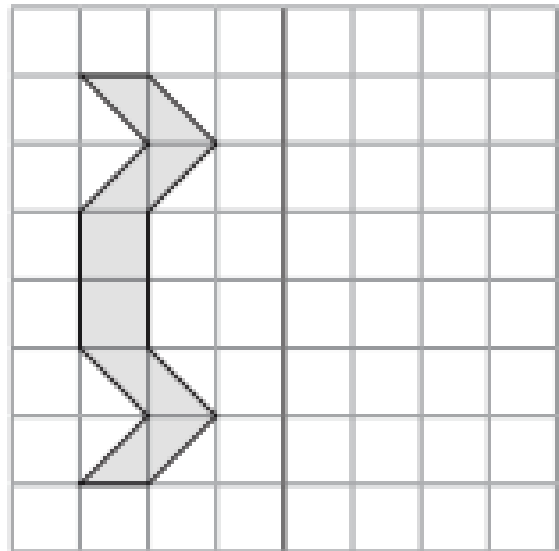
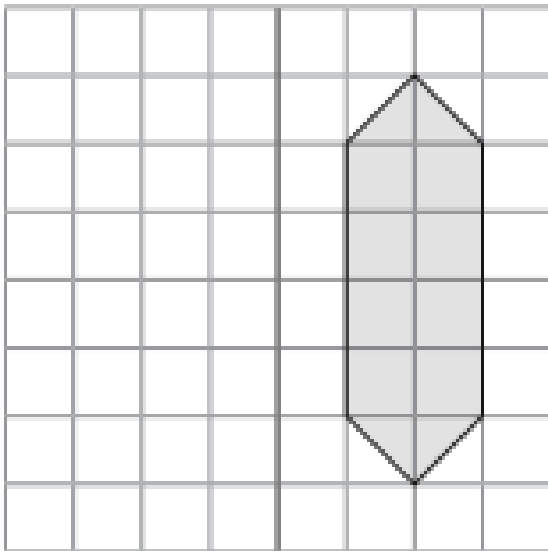
- <https://www.youtube.com/watch?v=pu2dcm8BIAo>
- <https://www.youtube.com/watch?v=HpE45MFNDnA>

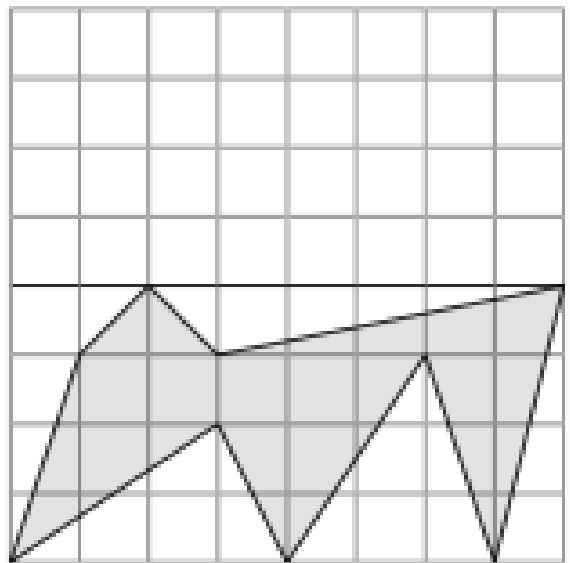
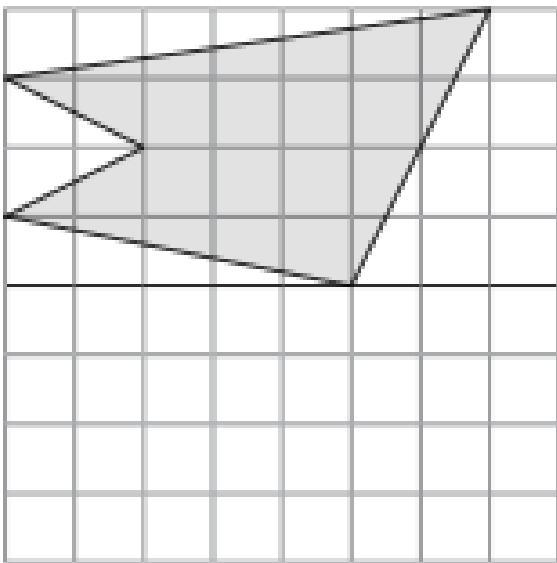
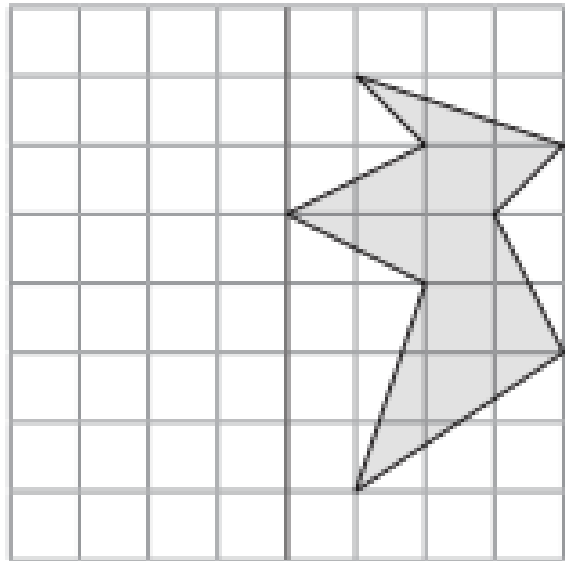
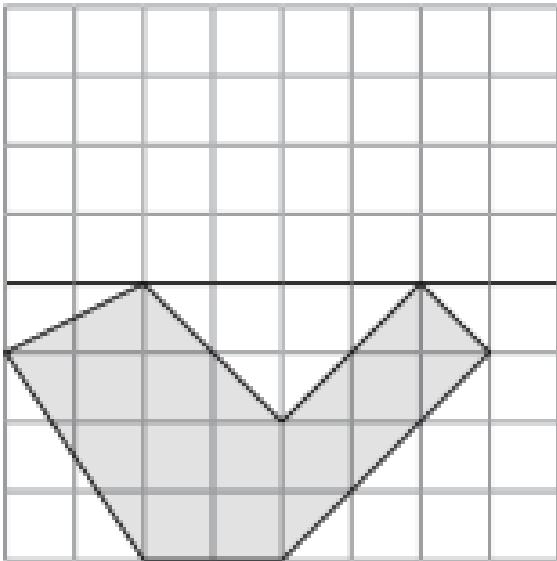
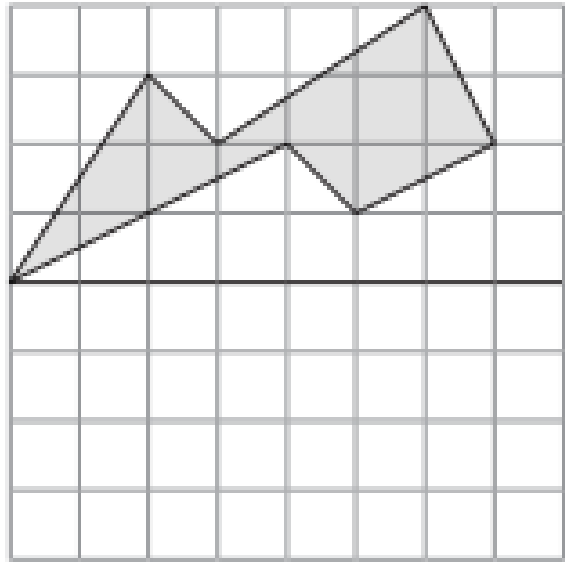
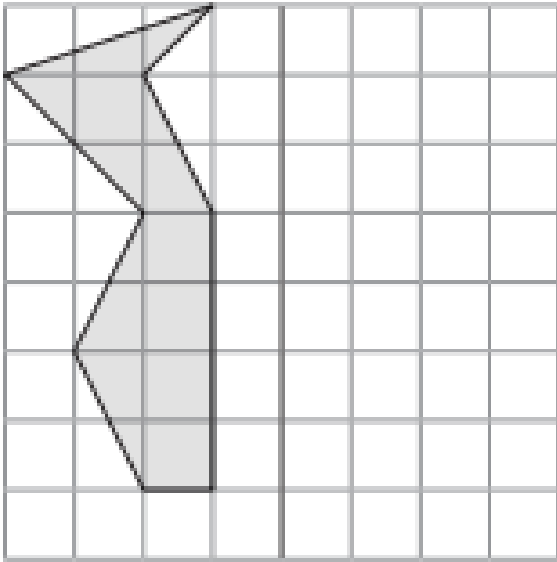
Simple Reflection Figures

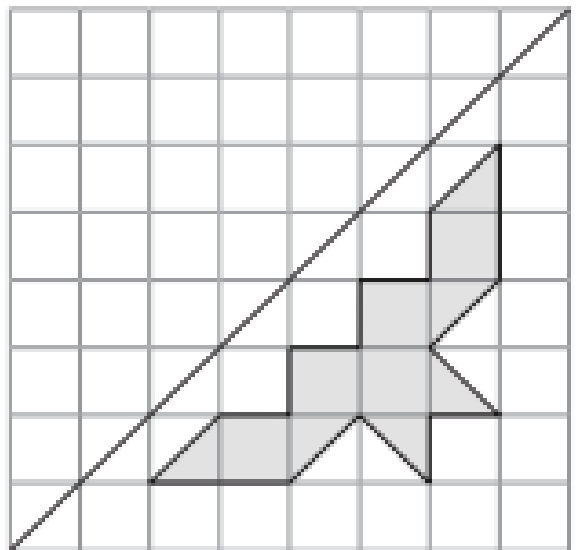
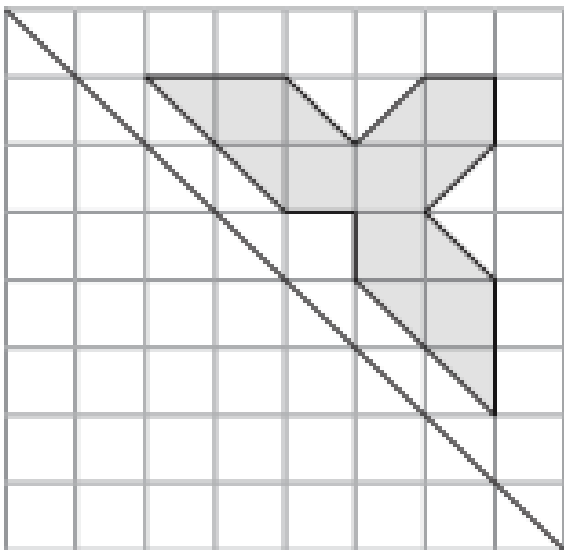
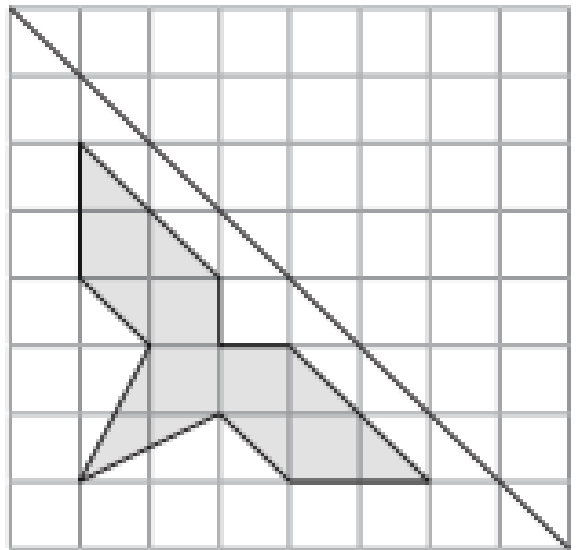
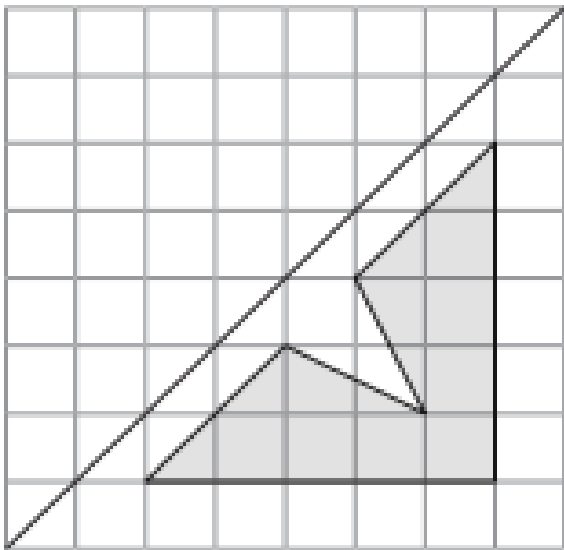
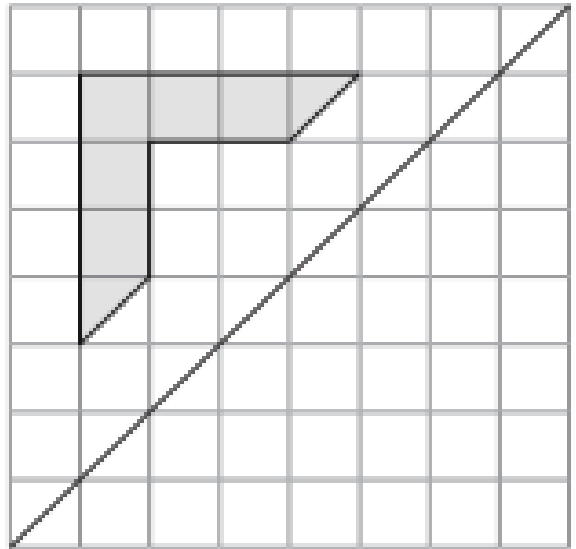
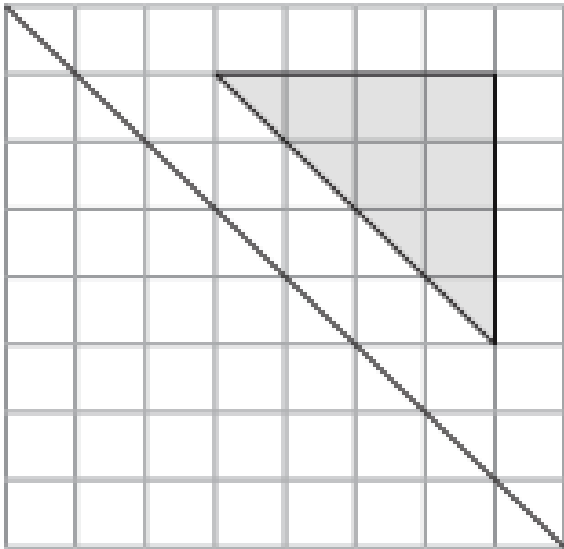
Aim: I can draw a reflection in a mirror line.

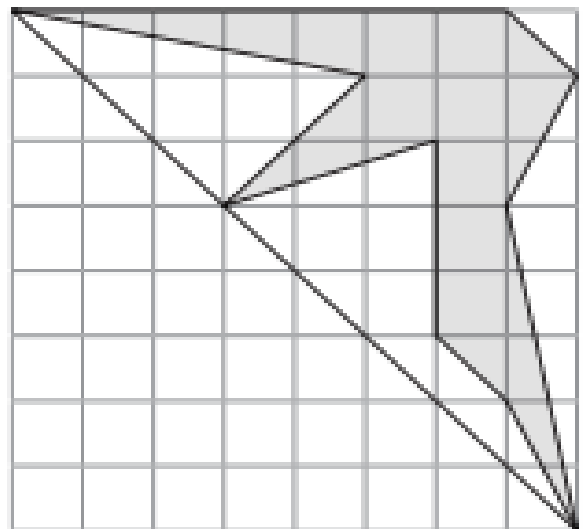
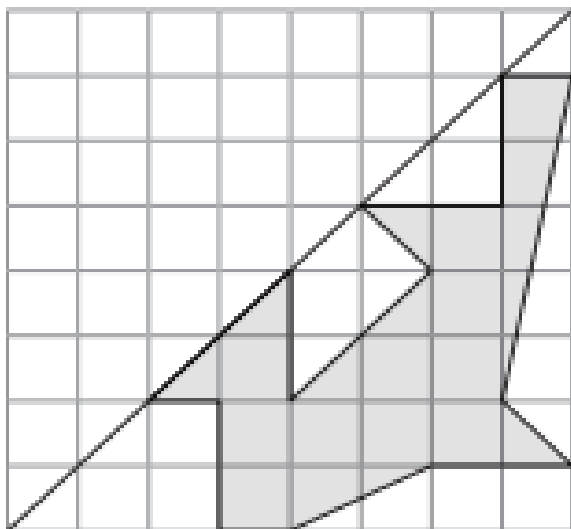
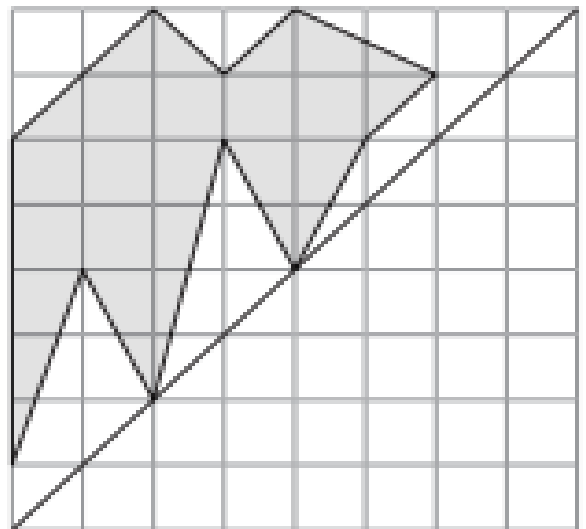
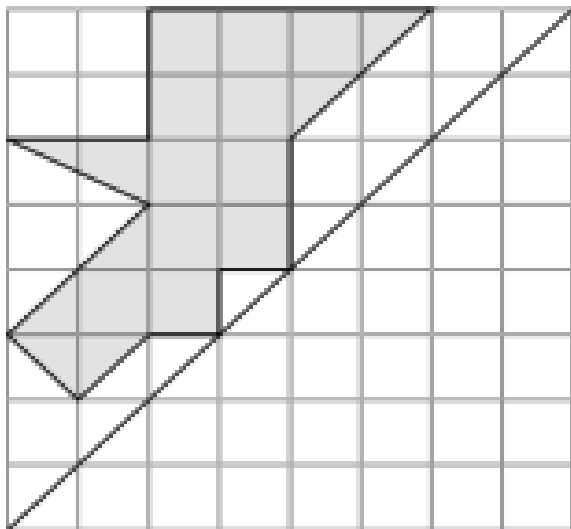
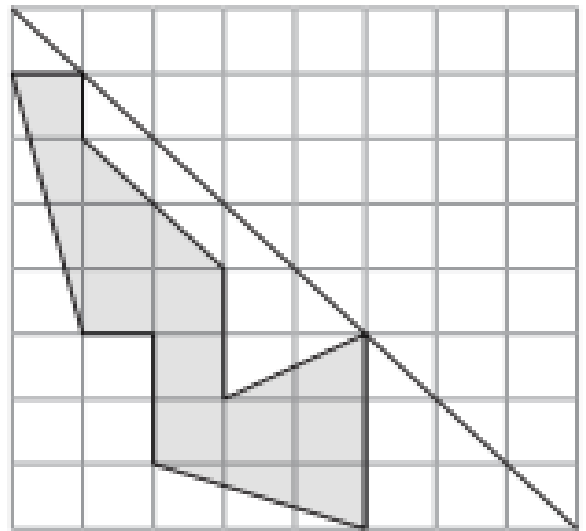
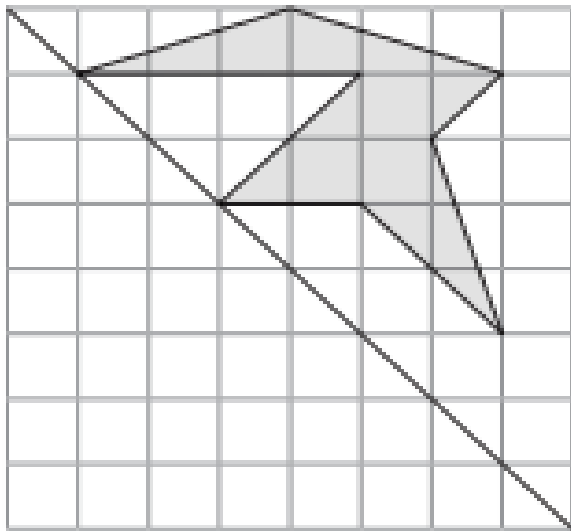
Draw the reflection of each figure using the mirror line.

Remember to turn your paper so the mirror line is vertical. (It can be helpful to hold the paper up in front of your eyes to check the reflection.)

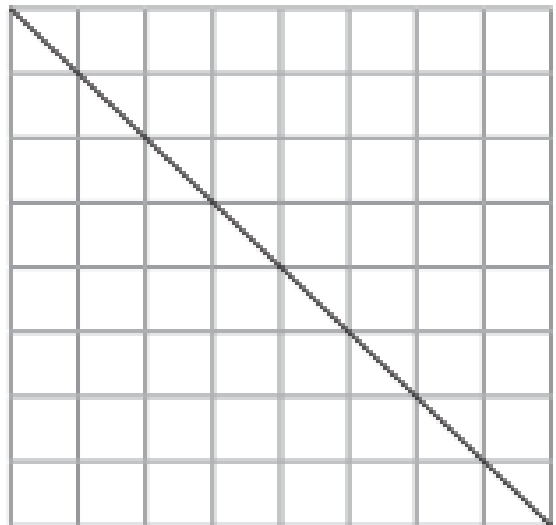
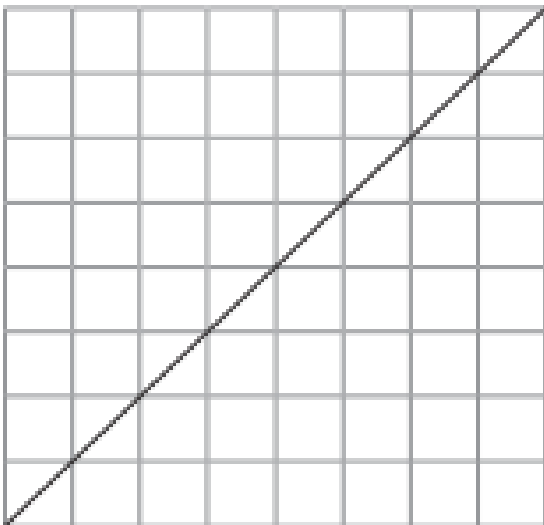
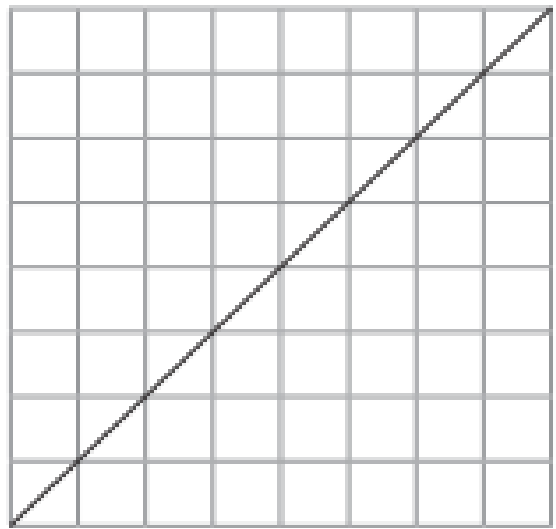
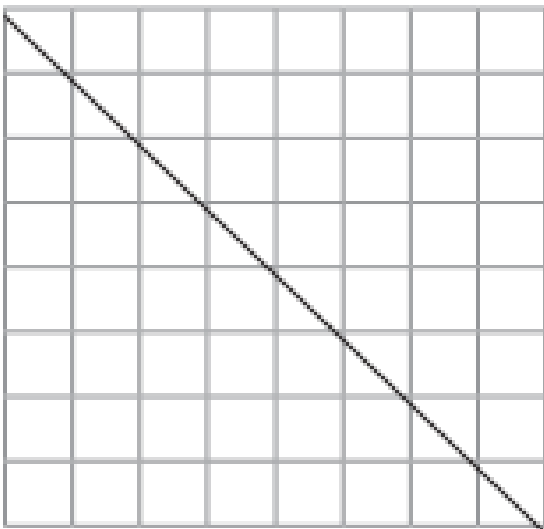










Draw your own for a partner to solve:



$$\begin{array}{r} 445 \\ \times 17 \\ \hline \end{array}$$

$$\begin{array}{r} 499 \\ \times 13 \\ \hline \end{array}$$

$$\begin{array}{r} 459 \\ \times 15 \\ \hline \end{array}$$

$$\begin{array}{r} 137 \\ \times 11 \\ \hline \end{array}$$

$$\begin{array}{r} 907 \\ \times 19 \\ \hline \end{array}$$

$$\begin{array}{r} 693 \\ \times 10 \\ \hline \end{array}$$

$$\begin{array}{r} 317 \\ \times 12 \\ \hline \end{array}$$

$$\begin{array}{r} 379 \\ \times 15 \\ \hline \end{array}$$

$$\begin{array}{r} 424 \\ \times 11 \\ \hline \end{array}$$

$$\begin{array}{r} 229 \\ \times 13 \\ \hline \end{array}$$

$$\begin{array}{r} 700 \\ \times 12 \\ \hline \end{array}$$

$$\begin{array}{r} 996 \\ \times 16 \\ \hline \end{array}$$

$$\begin{array}{r} 142 \\ \times 12 \\ \hline \end{array}$$

$$\begin{array}{r} 803 \\ \times 10 \\ \hline \end{array}$$

$$\begin{array}{r} 248 \\ \times 19 \\ \hline \end{array}$$

$$\begin{array}{r} 533 \\ \times 10 \\ \hline \end{array}$$

$$\begin{array}{r} 498 \\ \times 11 \\ \hline \end{array}$$

$$\begin{array}{r} 351 \\ \times 15 \\ \hline \end{array}$$

$$\begin{array}{r} 155 \\ \times 16 \\ \hline \end{array}$$

$$\begin{array}{r} 560 \\ \times 12 \\ \hline \end{array}$$

You have 10 minutes to write out the calculation, calculate the product . Check the products using your calculator. Did

Time yourself. How many can you answer in 10 minutes?

Date _____ Division QUIZ 1

$16 \div 8 =$	$45 \div 5 =$	$14 \div 7 =$	$54 \div 9 =$	$6 \div 3 =$
$56 \div 7 =$	$24 \div 4 =$	$25 \div 5 =$	$84 \div 12 =$	$16 \div 4 =$
$10 \div 10 =$	$6 \div 2 =$	$36 \div 4 =$	$55 \div 11 =$	$70 \div 10 =$
$22 \div 11 =$	$3 \div 1 =$	$6 \div 6 =$	$9 \div 9 =$	$56 \div 8 =$
$12 \div 4 =$	$18 \div 6 =$	$20 \div 10 =$	$14 \div 2 =$	$21 \div 7 =$
$9 \div 9 =$	$60 \div 10 =$	$10 \div 5 =$	$40 \div 8 =$	$18 \div 9 =$
$8 \div 4 =$	$21 \div 7 =$	$9 \div 3 =$	$6 \div 1 =$	$4 \div 4 =$
$18 \div 6 =$	$15 \div 3 =$	$10 \div 10 =$	$4 \div 1 =$	$36 \div 9 =$
$8 \div 1 =$	$63 \div 7 =$	$24 \div 8 =$	$6 \div 3 =$	$28 \div 4 =$
$40 \div 10 =$	$2 \div 1 =$	$36 \div 6 =$	$90 \div 10 =$	$48 \div 8 =$
$48 \div 12 =$	$3 \div 1 =$	$35 \div 5 =$	$4 \div 2 =$	$7 \div 1 =$
$5 \div 1 =$	$20 \div 5 =$	$54 \div 6 =$	$2 \div 1 =$	$44 \div 11 =$
$12 \div 12 =$	$15 \div 5 =$	$8 \div 4 =$	$20 \div 4 =$	$3 \div 3 =$
$66 \div 11 =$	$18 \div 9 =$	$16 \div 8 =$	$9 \div 1 =$	$24 \div 12 =$
$24 \div 12 =$	$60 \div 12 =$	$10 \div 2 =$	$10 \div 5 =$	$33 \div 11 =$
$49 \div 7 =$	$12 \div 12 =$	$72 \div 8 =$	$22 \div 11 =$	$4 \div 4 =$
$6 \div 2 =$	$8 \div 2 =$	$8 \div 8 =$	$63 \div 9 =$	$7 \div 7 =$
$35 \div 7 =$	$80 \div 10 =$	$30 \div 6 =$	$50 \div 10 =$	$12 \div 3 =$
$27 \div 3 =$	$9 \div 3 =$	$12 \div 6 =$	$21 \div 3 =$	$3 \div 3 =$
$30 \div 5 =$	$33 \div 11 =$	$30 \div 10 =$	$40 \div 5 =$	$6 \div 6 =$

How many can you calculate in 10 minutes?

Check your answers using your calculator!

Were you faster than last week?

Maths Write as many cubed numbers as you can in 1 minute.

Explain what a cubed number is to your parents.

See if you can beat them to calculate as many cubed numbers as possible.

Check your answers using a calculator. Remember the number is multiplied by itself and then itself again
e.g. $2 \times 2 \times 2 = 8$

Independent Research.

Last week you researched the Internet to find out about Thanksgiving in America.

1) Working independently, Imagine that you were one of the settlers or Pilgrim fathers. What was life like on board the Mayflower?

Log into Mayflower.com. Read about life on the Mayflower Then create a poster / display/ fact file for a year 6 child to understand. Ensure that there are 10 or more real facts about the Mayflower. Photograph it and send it to the Hotmail address.



2) Draw the Mayflower or make a floating model of the Mayflower from junk modelling

3) Cover the bottom of your ship with varnish or cling film so it floats.

Video it floating and send to the Hotmail account.

Answers to chapter 13 and 14.

Chapter 13

Who refereed the Quidditch game and made the

Gryffindor team nervous? *Snape p. 216*

Who is Nicolas Flamel? *He created the Sorcerer's*

Stone p. 219

What does the Sorcerer's Stone do? *Gives eternal life*

and makes pure gold p. 220

What is Fluffy guarding? *The Sorcerer's Stone p. 220*

Chapter 14

What did Hagrid win at playing cards? *A dragon egg p.*

233

Who was looking in the window of Hagrid's hut when the

dragon hatched? *Malfoy p. 235*

Tell me about Malfoy. *He's Harry's enemy, snobbish,*

cruel, a bully, spoiled, rich

Why couldn't Hagrid keep the dragon? *It's illegal p. 230*