


**Crikey, we are now on Week 10 of lockdown.**

**It was great talking to some you this week. I can not believe how much baking has been going on. You are all going to be master bakers by the time you come back.**



**I hope that you are still well and keeping your self safe and alert!😊**

**Don't forget, you do not need to print this PowerPoint.**

**Just complete the work on paper and put it in a folder. Save your/ your parent's paper!**

**Watch the video above this PowerPoint.**

**It will help you to understand what you have to learn.**

**Carry on reading Harry Potter and the Philosopher's Stone by JK Rowling. There is a still a copy in this folder. You can download it to your laptop or I-pad and read it as an e-book.**

**You can also down load the book as JK Rowling as it is still free for the moment. It may have a title- Harry Potter and the Sorcerer's Stone by JK Rowling. There is also the audiobook available and even the film.**

This week, read chapter 9 and 10 to yourself or an adult. Remember to write in your Home Communication book what you have read. You might want to read alongside the audio book or the video that I have put on our website above this PowerPoint.

- Last week, 33.3% of you completed the questionnaire. How many of you is that? (*there are 30 in the class*).
- *If you didn't, please look at last weeks learning and complete it.*
- *There is another questionnaire about weeks 7-9 in a minute..*

*Yes, you do need to do FULL answers so that you show that you fully understand the text....you know who you are!!!!*



Now answer these comprehension questions as **FULL** answers.. The answers are at the end of this PowerPoint.

## Chapter 9

1. How did Harry do flying on the broom for the first time?
2. Who caught Harry flying on the broom when he wasn't supposed to be?
3. What position in Quidditch did Professor McGonagall want Harry to play?
4. What was in the forbidden corridor on the third floor?

## Chapter 10

1. What creature interrupted the Halloween feast?
2. Who did Ron and Harry accidentally lock in the bathroom with the troll?
3. How did Harry, Ron and Hermione become friends?



Answers are at the bottom

# Thank you for completing the questionnaire for the first few weeks of lockdown

## This week I would like you to complete a questionnaire about the last few weeks.

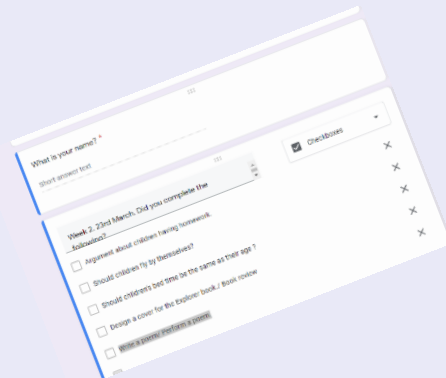
Make sure that you have all of the learning in your folder or in front of you.

Click on this weeks questionnaire. You can discuss it with your parents. IT IS NOT A TEST!

You will need to type some short and some long answer. *(Yes, they do need to be punctuated!)*. There is also some boxes to tick . Be honest! When I have phoned you or your parents, many of you have told me that you haven't completed everything so please do not panic but do try and catch up.

[Click here for the 2<sup>nd</sup> questionnaire](#)

Or the link on the Rowan Web page.



When you have finished, click SUBMIT. Then carry on with this PowerPoint.

Continue to use your dictionary OR dictionary.com. Complete the etymology of these words which you may recognise!!!

<p>All groups New word</p> <p><b>ambitious</b></p>	<p>Word class?</p> <p>Meaning</p>
<p>Illustration. Draw with a pencil.</p>	<p>Write in a sentence including a semi-colon.</p>



<p>All groups New word</p> <p><b>facious</b></p>	<p>Word class?</p> <p>Meaning</p>
<p>Illustration. Draw with a pencil.</p>	<p>Write in a sentence including a semi-colon.</p>

<p>All groups New word</p> <p><b>suspicious</b></p>	<p>Word class?</p> <p>Meaning</p>
<p>Illustration. Draw with a pencil.</p>	<p>Write in a sentence including a semi-colon.</p>

## Check and complete the list

Title implies a point of view	
Reasons to support the viewpoint	
Facts and evidence to support reasons	
Connectives to link ideas (e.g. however, therefore, furthermore)	
Persuasive devices: Agreement (e.g. obviously, without doubt)	
Powerful adjectives	
Rhetorical questions	
Conclusion to summarise and state opinion	

Make sure that you include your own targets, semi colons and make your sentences active .e.g. Subject, verb, object .

You should write a diary entry every day this week. Make it as imaginative as possible .

If you can photo your entries or email to me via [rowan.class.2020@hotmail.com](mailto:rowan.class.2020@hotmail.com) then I will show as gallery like last week.

What do you think Hogwarts is like so far?

Professor Dumbledore has announced that there is one spare place at Hogwarts for a Year 6 child in September. You are going to write a FORMAL letter to the professor and try and persuade him to offer you the place.

You may have a problem that your parents are mud bloods or muggles. That didn't stop Hermione though did it?

Here is your success criteria that you will need to include:

<b>Check and complete the list</b>	
Title implies a point of view	
Reasons to support the viewpoint	
Facts and evidence to support reasons	
Connectives to link ideas (e.g. however, therefore, furthermore)	
Persuasive devices: Agreement (e.g. obviously, without doubt)	
Powerful adjectives	
Rhetorical questions	
Conclusion to summarise and state opinion	



The language is really important. You may remember how you wrote letters and tried to persuade others before the lockdown. These are some of vocabulary you used.

I think...	Firstly, secondly, thirdly...	For example...	reasons
For this reason...	Furthermore...	In fact...	arguments
I feel that...	In addition...	For instance...	for
I am sure that...	Also...	As evidence...	against
It is certain...	Finally...	In support of this...	unfair
I am writing to...	Likewise...	<b>Endings</b>	pros
Of course...	Besides...	For these reasons...	cons
In the same way...	Again...	As you can see...	
On the other hand...	Moreover...	In other words...	
In this situation...	Similarly...	On the whole...	
	Surely...	In short...	
	Certainly...	Without a doubt...	
	Specifically...	In brief...	
	If...then...	Undoubtedly...	
	because...		



So, now on line paper, write a A4 letter to Professor Dumbledore asking for a place in Year 6 at Hogwarts. Persuade him that you would be an excellent choice as a pupil and tell him why. Use the language above and remember your own targets which include very neat hand writing!. Don't forget the correct way to end a formal letter and sign it.

**Challenge:** Maybe , just maybe your parents would like you to go to Hogwarts for a year. ( Ask them!) Why would they want you to leave?

Write a letter to Hogwarts from your parents/ carers point of view and try to persuade Dumbledore to accept you.



# Drop in Write

**This week, I would like you to design a review and poster about last weeks food that you made.**

You wrote a recipe for maybe Griffindor popcorn, Mertle cookies, Snape Muffin or even Hogwart's Tart?



You looked at recipe books and reminded yourself how recipes were set out .

You included an introduction, the ingredients and the method and then you made it, photographed or drew it

So now create an informative poster trying to persuade muggles to buy your food. Complete on A3 or A4 . Ensure correct spelling obviously and persuasive language and you know my thought on having white on your poster!

Please photo or scan your persuasive letter AND your poster ( with your name on ) and email to me via [rowan.class.2020@hotmail.com](mailto:rowan.class.2020@hotmail.com). Then I will show on the video

Draw and then complete both think it through boards

EXPLAIN IT:

WORD PROBLEM:

0.7

NUMBER SENTENCE:

DRAW IT:

# Maths Lesson1

EXPLAIN IT:

WORD PROBLEM:

30%

NUMBER SENTENCE:

DRAW IT:

# Maths Statistics

## Time tables

*This week you are going to learn about time tables.*

*Watch these films*

<https://www.youtube.com/watch?v=40BJ0o0VD-0>

*And then*

<https://www.youtube.com/watch?v=Ucxh-V13i-A>

So you have learnt that there are several ways of reading the timetable. Either find the destinations and then read down and across ( “ Cross reference “). Or find the times and read to the destinations. Yes, it’s a bit like reading a tables square 😊.

This the timetable for our local bus – Blue Star route 4

<u>Lordshill Library</u>	07:37	08:22	09:07	09:47	10:47	11:47	12:44
<u>Nursling, The Balmoral</u>	07:40	08:25	09:10	09:50	10:50	11:50	12:47
<u>Rownhams, M27 Road Bridge</u>	07:43	08:28	09:13	09:53	10:53	11:53	12:50
<u>North Baddesley, Fleming Avenue Shops</u>	07:48	08:33	09:18	09:58	10:58	11:58	12:55

Watch the video of Mr. Booth reading the timetable and then answer the following questions.

If I am at the bus stop at The Balmoral at 7:35am, which bus can I catch?

What time will it get me to Rownhams?

If I get on the bus at 09:07, what time do I get off at north Baddesley?

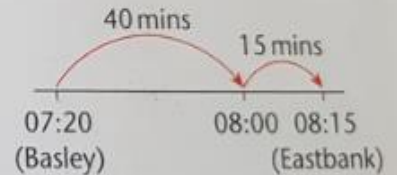
Now read the timetable . Complete the answers and show the calculation of time on a time line only.

**TARGET** To read and interpret information in timetables.

	BUS 1	BUS 2	BUS 3	BUS 4	BUS 5
Ashwell	07:00	08:35	10:50	13:25	16:20
Basley	07:20	09:00	11:10	13:45	16:45
Cowthorpe	07:35	09:15	11:25	14:05	17:05
Downford	07:50	09:25	11:35	14:15	17:20
Eastbank	08:15	09:45	11:55	14:35	17:45
Foxhill	08:40	10:05	12:15	15:00	18:05

*Example*

How long is the journey on Bus 1 from Basley to Eastbank?



Answer 55 minutes

**A**

1 At what time does Bus 1 leave Ashwell?

At what times does Bus 1 stop at:

- 2 Cowthorpe
- 3 Eastbank
- 4 Foxhill?

How long is the journey on Bus 1 from:

- 5 Ashwell to Cowthorpe
- 6 Eastbank to Foxhill
- 7 Basley to Downford?

How long is the journey on Bus 4 from:

- 8 Ashwell to Basley
- 9 Downford to Foxhill
- 10 Cowthorpe to Downford?

11 Nathan is meeting a friend at Cowthorpe at 8:00 am. He takes Bus 1 from Ashwell. How long will he have to wait at Cowthorpe?

Answers are at the bottom . If you have made a mistake, complete a red pen reflection. If you were correct move on to the next one.

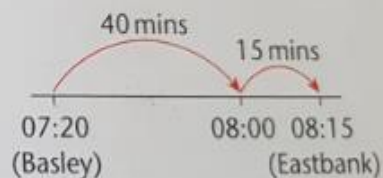
Read the timetable . Complete the answers and show the calculation of time on a time line only.

**TARGET** To read and interpret information in timetables.

	BUS 1	BUS 2	BUS 3	BUS 4	BUS 5
Ashwell	07:00	08:35	10:50	13:25	16:20
Basley	07:20	09:00	11:10	13:45	16:45
Cowthorpe	07:35	09:15	11:25	14:05	17:05
Downford	07:50	09:25	11:35	14:15	17:20
Eastbank	08:15	09:45	11:55	14:35	17:45
Foxhill	08:40	10:05	12:15	15:00	18:05

*Example*

How long is the journey on Bus 1 from Basley to Eastbank?



Answer 55 minutes

**B**

At what time would you reach:

- 1 Basley on Bus 3
- 2 Eastbank on Bus 5
- 3 Cowthorpe on Bus 2
- 4 Foxhill on Bus 1
- 5 Downford on Bus 4
- 6 Eastbank on Bus 3?

How long is the journey:

- 7 on Bus 2 from Ashwell to Cowthorpe
- 8 on Bus 5 from Downford to Eastbank
- 9 on Bus 3 from Cowthorpe to Downford
- 10 on Bus 4 from Basley to Foxhill?
- 11 Which bus would you take from Ashwell if you need to be at Foxhill by:
  - a) 4:00 pm
  - b) 11:00 am
  - c) 6:00 pm?

Answers are at the bottom . If you have made a mistake, complete a red pen reflection. If you were correct move on to the next one.

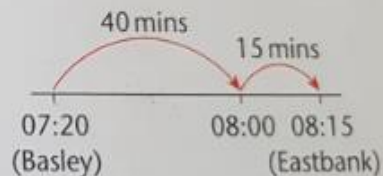
Read the timetable . Complete the answers and show the calculation of time on a time line only.

**TARGET** To read and interpret information in timetables.

	BUS 1	BUS 2	BUS 3	BUS 4	BUS 5
Ashwell	07:00	08:35	10:50	13:25	16:20
Basley	07:20	09:00	11:10	13:45	16:45
Cowthorpe	07:35	09:15	11:25	14:05	17:05
Downford	07:50	09:25	11:35	14:15	17:20
Eastbank	08:15	09:45	11:55	14:35	17:45
Foxhill	08:40	10:05	12:15	15:00	18:05

*Example*

How long is the journey on Bus 1 from Basley to Eastbank?



Answer 55 minutes

**C**

- 1 How long does each bus take to travel from Ashwell to Cowthorpe?
- 2 How long does each bus take to complete the journey from Ashwell to Foxhill?

Which bus should someone take from Ashwell if they need to be:

- 3 in Cowthorpe at 11:00 am
- 4 in Foxhill at 1:30 pm
- 5 in Downford at 9:00 am
- 6 in Eastbank at 2:00 pm?

At what time would you catch a bus at Basley to be at:

- 7 Eastbank at 10:00 am
- 8 Downford at 5:30 pm
- 9 Downford at 2:30 pm
- 10 Cowthorpe at 2:00 pm?

Answers are at the bottom . If you have made a mistake, complete a red pen reflection. If you were correct move on to the next one.





Date \_\_\_\_\_

## Division QUIZ 1

$16 \div 8 =$	$45 \div 5 =$	$14 \div 7 =$	$54 \div 9 =$	$6 \div 3 =$
$56 \div 7 =$	$24 \div 4 =$	$25 \div 5 =$	$84 \div 12 =$	$16 \div 4 =$
$10 \div 10 =$	$6 \div 2 =$	$36 \div 4 =$	$55 \div 11 =$	$70 \div 10 =$
$22 \div 11 =$	$3 \div 1 =$	$6 \div 6 =$	$9 \div 9 =$	$56 \div 8 =$
$12 \div 4 =$	$18 \div 6 =$	$20 \div 10 =$	$14 \div 2 =$	$21 \div 7 =$
$9 \div 9 =$	$60 \div 10 =$	$10 \div 5 =$	$40 \div 8 =$	$18 \div 9 =$
$8 \div 4 =$	$21 \div 7 =$	$9 \div 3 =$	$6 \div 1 =$	$4 \div 4 =$
$18 \div 6 =$	$15 \div 3 =$	$10 \div 10 =$	$4 \div 1 =$	$36 \div 9 =$
$8 \div 1 =$	$63 \div 7 =$	$24 \div 8 =$	$6 \div 3 =$	$28 \div 4 =$
$40 \div 10 =$	$2 \div 1 =$	$36 \div 6 =$	$90 \div 10 =$	$48 \div 8 =$
$48 \div 12 =$	$3 \div 1 =$	$35 \div 5 =$	$4 \div 2 =$	$7 \div 1 =$
$5 \div 1 =$	$20 \div 5 =$	$54 \div 6 =$	$2 \div 1 =$	$44 \div 11 =$
$12 \div 12 =$	$15 \div 5 =$	$8 \div 4 =$	$20 \div 4 =$	$3 \div 3 =$
$66 \div 11 =$	$18 \div 9 =$	$16 \div 8 =$	$9 \div 1 =$	$24 \div 12 =$
$24 \div 12 =$	$60 \div 12 =$	$10 \div 2 =$	$10 \div 5 =$	$33 \div 11 =$
$49 \div 7 =$	$12 \div 12 =$	$72 \div 8 =$	$22 \div 11 =$	$4 \div 4 =$
$6 \div 2 =$	$8 \div 2 =$	$8 \div 8 =$	$63 \div 9 =$	$7 \div 7 =$
$35 \div 7 =$	$80 \div 10 =$	$30 \div 6 =$	$50 \div 10 =$	$12 \div 3 =$
$27 \div 3 =$	$9 \div 3 =$	$12 \div 6 =$	$21 \div 3 =$	$3 \div 3 =$
$30 \div 5 =$	$33 \div 11 =$	$30 \div 10 =$	$40 \div 5 =$	$6 \div 6 =$

How many can you calculate in 10 minutes?

Check your answers using your calculator!

Were you faster than last week?

Maths Write as many Prime numbers as you can in 1 minute. Explain what a Prime Number is to your parents. See if you can beat them.

.... And yes , the answers are at the bottom.



## PRIME NUMBERS

Yellow : List all of the Prime numbers from 2 to 49

Green : List all of the Prime numbers from 20 to 49

Blue : List all of the Prime numbers after 40

- 1)
- 2)
- 3)
- 4)
- 5)
- 6)
- 7)
- 8)
- 9)
- 10)
- 11)
- 12)
- 13)
- 14)
- 15)

- 1)
- 2)
- 3)
- 4)
- 5)
- 6)
- 7)
- 8)
- 9)
- 10)
- 11)
- 12)
- 13)
- 14)
- 15)

- 1)
- 2)
- 3)
- 4)
- 5)
- 6)
- 7)
- 8)
- 9)
- 10)
- 11)
- 12)
- 13)
- 14)
- 15)

# Chemistry

## Invisible Writing

1. Click on this website and create your own invisible writing.

2. Use research why it works

Lesson 3. Use the writing to write an explanation on how it works.

If you do not have q-tips use a small paint brush

The answers are  
below .

## Chapter 9

How did Harry do flying on the broom for the first

*time? He's a natural p. 148*

Who caught Harry flying on the broom when he wasn't

*supposed to be? Professor McGonagall p. 151*

What position in Quidditch did Professor McGonagall

*want Harry to play? Seeker p. 151*

What was in the forbidden corridor on the third floor?

*A monstrous dog with three heads p. 160*

## Chapter 10

What creature interrupted the Halloween feast? *A*

*troll p. 166*

Who did Ron and Harry accidentally lock in the

*bathroom with the troll? Hermione p. 175*

How did Harry, Ron and Hermione become friends?

*Ron and Harry saved Hermione from the troll p. 179*



## PRIME NUMBERS ANSWERS

Yellow : List all of the Prime numbers from 2 to 49

1) 2  
2) 3  
3) 5  
4) 7  
5) 11  
6) 13  
7) 17  
8) 19  
9) 23  
10) 29  
11) 31  
12) 37  
13) 41  
14) 43  
15) 47

Green : List all of the Prime numbers from 20 to 49

1) 23  
2) 29  
3) 31  
4) 37  
5) 41  
6) 43  
7) 47  
8) 53  
9) 59  
10) 61  
11) 71  
12) 73  
13) 79  
14) 83  
15) 89

Blue : List all of the Prime numbers after 40

1) 41  
2) 43  
3) 47  
4) 53  
5) 59  
6) 61  
7) 67  
8) 71  
9) 73  
10) 79  
11) 83  
12) 89  
13) 97  
14) 101  
15) 103

**A**

1	07:00	5	35 minutes
2	07:35	6	25 minutes
3	08:15	7	30 minutes
4	08:40	8	20 minutes

**B**

1	11:10	4	08:40
2	17:45	5	14:15
3	09:15	6	11:55

10 1 hour 15 minutes

11 a) Bus 4    b) Bus 2    c) Bus 4

**C**

1	Bus 1 - 35 minutes	3	Bus 2
2	Bus 2 - 40 minutes	4	Bus 3
3	Bus 3 - 35 minutes	5	Bus 1
4	Bus 4 - 40 minutes	6	Bus 3
5	Bus 5 - 45 minutes	7	09:00
1	Bus 1 - 1 hour 40 minutes	8	16:45
2	Bus 2 - 1 hour 30 minutes	9	13:45
3	Bus 3 - 1 hour 25 minutes	10	11:10
4	Bus 4 - 1 hour 35 minutes		
5	Bus 5 - 1 hour 45 minutes		