

# Nursling C of E Primary School



Love . Hope . Courage

Nursling Street

Nursling

Southampton

SO16 0XH

Email: [adminoffice@nursling.hants.sch.uk](mailto:adminoffice@nursling.hants.sch.uk)

Telephone: 02380732289

Headteacher: Mrs Joanne Jearrad BEd Hons

6<sup>th</sup> July 2020

Dear Parent/Guardian,

Please find access of a work pack for your child to complete over the course of this week.

The pack contains:

5 maths activity sheets

5 English based activities

3 or 4 Topic related activities based on the topic they are currently working on in class.

Children can complete this work in their home learning books.

In addition to the work stated above your child should complete the following daily activities:

## Reading

You must hear your child read for at least 10 minutes every day but if you can hear them read for longer that will really benefit them.

A good website to access is [booktrust.org.uk](http://booktrust.org.uk) where you can download a 'Reading with your child' booklet that is age appropriate.

Please ask your child questions about the text and what they can infer from the pictures.

## Spellings / Phonics

Please support your child to learn all phase 5 sounds. A good website for this is [www.phonicsplay.co.uk](http://www.phonicsplay.co.uk) (not through Google Chrome), please use the free resources.

## Mindfulness

In school, we do a mindful minute every day. Please ask your child to either sit quietly for a minute, colour a mindful drawing. A good website that offers 25 simple mindfulness activities for children is: [parentswithconfidence.com](http://parentswithconfidence.com)

If you need to make contact with school during this time, please do so through email to [adminoffice@nursling.hants.sch.uk](mailto:adminoffice@nursling.hants.sch.uk)

Other websites you may find useful whilst studying at home include:

[www.topmarks.co.uk](http://www.topmarks.co.uk)

Don't forget to use the Espresso Login in your child's Communication Journal

Yours sincerely

Mr Allen  
Birch Class

# Phonics Activity 1

## 'ey' Spelling Activity

1. Trace over 'ey'.


ey ey ey ey ey  
ey ey ey ey ey

2. Just add 'ey'.

k\_\_\_\_  
turk\_\_\_\_  
monk\_\_\_\_  
vall\_\_\_\_

mon\_\_\_\_  
hon\_\_\_\_  
donk\_\_\_\_  
troll\_\_\_\_

3. Write the correct 'ey' words under the pictures.



\_\_\_\_\_

\_\_\_\_\_

\_\_\_\_\_




\_\_\_\_\_

\_\_\_\_\_

# Phonics Activity 2

snail  
rain  
train  
clay  
spray  
tray  
hay  
bake  
cake  
plate



# SPaG Activity 3

Add ? or ! to complete this sentence.


Is she with them



a

Tick where 'and' should go in the sentence.

My ring was red green.




☐ ☐ ☐

c

Circle the words you think should have a capital letter.


tom      i      me



b

Which tricky word has Mr Whoops been juggling with?


☐ l      ☐ a      ☐ l



d

Add the prefix 'un' to this word to change the verb to its opposite.

zip \_\_\_\_\_



e

Practise writing these tricky word spellings.


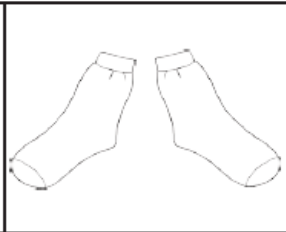
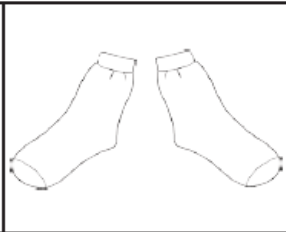
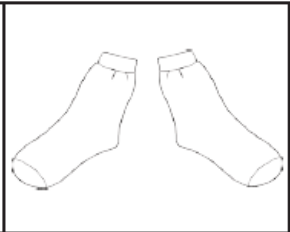




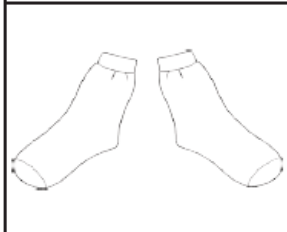
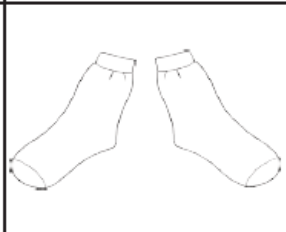

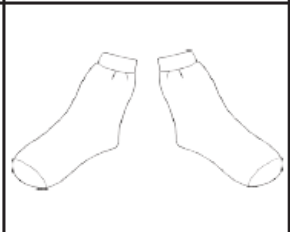

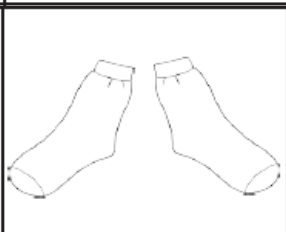
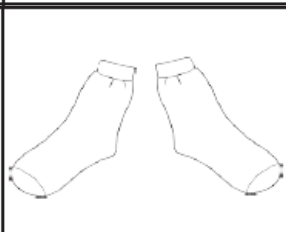
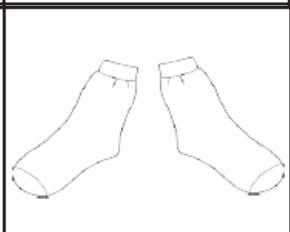
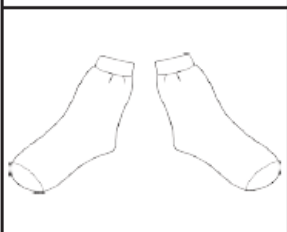
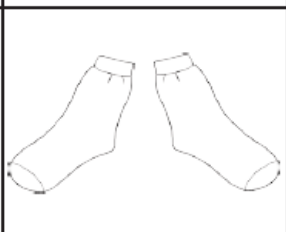

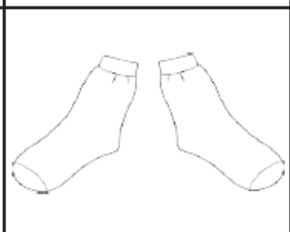
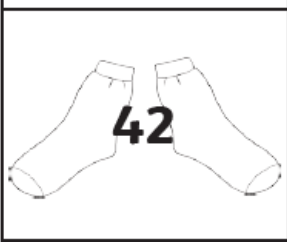
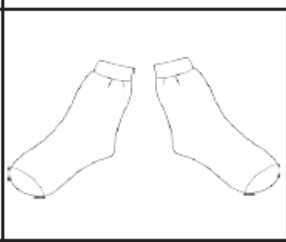
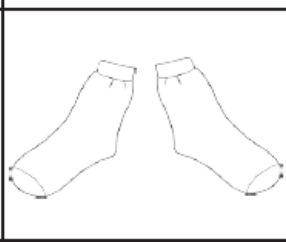
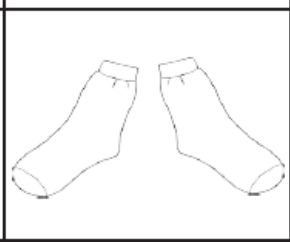
her \_\_\_\_\_

all \_\_\_\_\_

are \_\_\_\_\_

f

# Maths Activity 1 –

 <b>2</b>			
	 <b>12</b>		 <b>16</b>
		 <b>22</b>	
 <b>26</b>			
		 <b>38</b>	
 <b>42</b>			



# Maths Activity 2

## Building Bricks Multiplication

Can you add the bumps on the building bricks to complete these multiplication calculations?



$$2 + 2 + 2 = \square \quad 3 \times 2 = \square$$



$$4 + 4 = \square \quad 2 \times 4 = \square$$



$$3 + 3 = \square \quad 2 \times 3 = \square$$



$$1 + 1 + 1 + 1 = \square \quad 4 \times 1 = \square$$



$$2 + 2 + 2 + 2 + 2 = \square \quad 5 \times 2 = \square$$



$$1 + 1 + 1 + 1 + 1 + 1 + 1 + 1 = \square \quad 8 \times 1 = \square$$

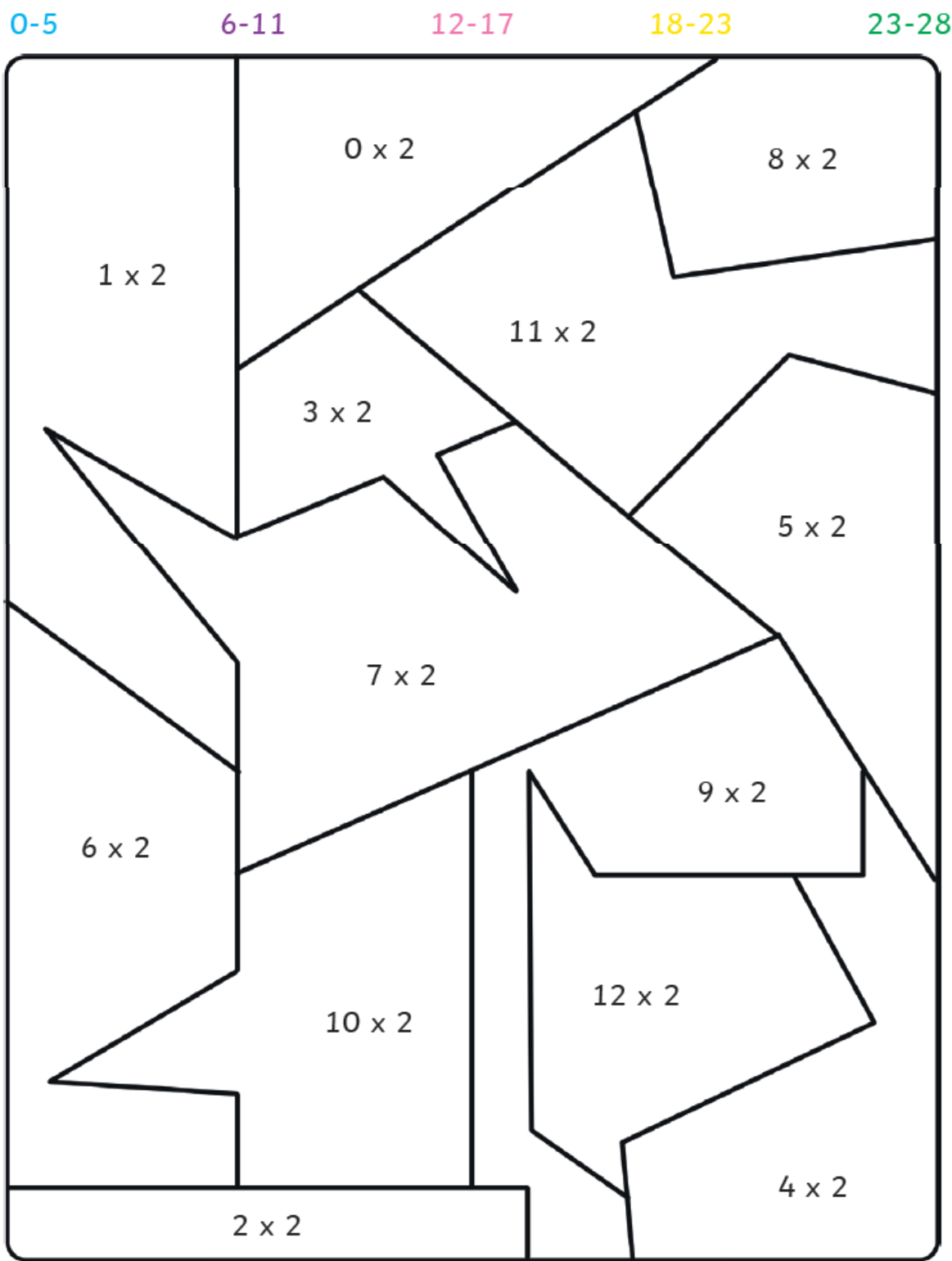


$$4 + 4 + 4 + 4 = \square \quad 4 \times 4 = \square$$

# Maths Activity 3 –

## Colour by 2s Multiplication

Do the multiplication calculation and colour the shape in the correct colour.



# Maths Activity 4 –



+

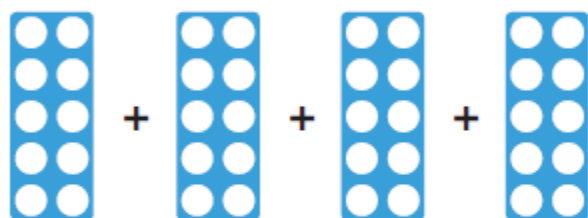
+

+

+

=

$$\square \times \square = \square$$



+

+

+

+

+

+

=

$$\square \times \square = \square$$



+

+

+

+

+

+

=

$$\square \times \square = \square$$



# Maths Activity 5 –

Which has the most biscuits:

4 packets of biscuits with 5 in each packet, or

3 packets of biscuits with 10 in each packet?

Explain your reasoning.



## Reading Activity 1

Watch Room on the Broom.


[https://www.youtube.com/watch?v=XRany\\_OScms](https://www.youtube.com/watch?v=XRany_OScms)

What was your favourite part? Draw a picture and write a sentence to go with it.

# Reading Activity 2

Is the Witch a goodie or baddie?

Why



## Reading Activity 3

What happened to the witch? How is she feeling?





Writing activity 1 – Design a new broomstick for the witch. Label each part and what animal would go there.



Art lesson 1 – go out and about and make a collection of loads of different natural materials. (stick, leaves, cones)

Art lesson 2 - This is some art work from artist George Brasque. He liked to do collaging. What can you see? Label the pictures.





Art lesson 3 – Using the leaves you found in the first lesson, you are going to make a collage. You can use the outlines provided or make your own.

