

Nursling C of E Primary School



Love . Hope . Courage

Nursling Street

Nursling

Southampton

SO16 0XH

Email: adminoffice@nursling.hants.sch.uk

Telephone: 02380732289

Headteacher: Mrs Joanne Jearrad BEd Hons

30th March 2020

Dear Parent/Guardian,

Please find access of a work pack for your child to complete over the course of this week.

The pack contains:

5 maths activity sheets

5 English based activities

3 or 4 Topic related activities based on the topic they are currently working on in class.

Children can complete this work in their home learning books.

In addition to the work stated above your child should complete the following daily activities:

Reading

You must hear your child read for at least 10 minutes every day but if you can hear them read for longer that will really benefit them.

A good website to access is booktrust.org.uk where you can download a 'Reading with your child' booklet that is age appropriate.

Please ask your child questions about the text and what they can infer from the pictures.

Spellings / Phonics

Please support your child to learn all phase 5 sounds. A good website for this is www.phonicsplay.co.uk (not through Google Chrome), please use the free resources.

Mindfulness

In school, we do a mindful minute every day. Please ask your child to either sit quietly for a minute, colour a mindful drawing. A good website that offers 25 simple mindfulness activities for children is: parentswithconfidence.com

If you need to make contact with school during this time, please do so through email to adminoffice@nursling.hants.sch.uk

Other websites you may find useful whilst studying at home include:

www.topmarks.co.uk

Don't forget to use the Espresso Login in your child's Communication Journal

Yours sincerely

Mr Allen
Birch Class

Phonics Activity 1

Can you find all the 'igh' and 'ie'
sound – ie x27 igh x26

h ie w n igh p qu a ch
th qu igh f q p ie r I h
k qu d z x l ee ai ie
qu igh r u i p l ie sh
igh r a q z h k qu ie e
w n m p qu a ch th
qu r f q igh ie I h k k ie
d z x l ee ai th ch igh
sh igh u i p l h r sh ie r
a p q ie h k qu h e w igh
m p qu igh ch th qu
r f q p r ie h k igh d
z x l ee ie ch qu sh
r u i p l h r igh qu r a ie
z h k qu h e w ie m p
igh a ch th igh r f q
igh ie I h k k igh d z ie
l ee ai ie igh qu ie r u
i p l h r sh qu r ie igh q
z h k qu h e w igh
m p qu igh ch th qu
r f q p r ie h k igh d
z x l ee ie ch qu sh
r u i p l h r igh qu r a ie
z h k qu h e w ie m p
igh a ch th igh r f q
igh ie I h k k igh d z ie
l ee ai ie igh qu ie r u
i p l h r sh qu r ie igh q
z h k qu

Phonics Activity 2

Finish off the sentences

1. I have a red _____.



2. Tom Daley can _____.



3. Mr Allen eats yummy _____.



4. I play _____ and seek.



Word bank:

bike

hide

dive

rice

Phonics Activity 3

Sound button and read these words

cride  	sprile  	like
pie	five	bike
alive	mive  	night
cie  	drive	trine 
hide	denied	gite  
pight  	ride	hienoo  

Maths Activity 1

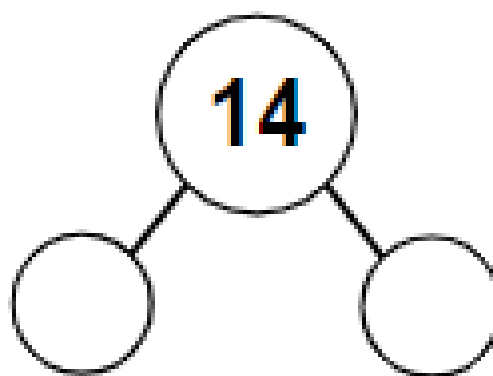
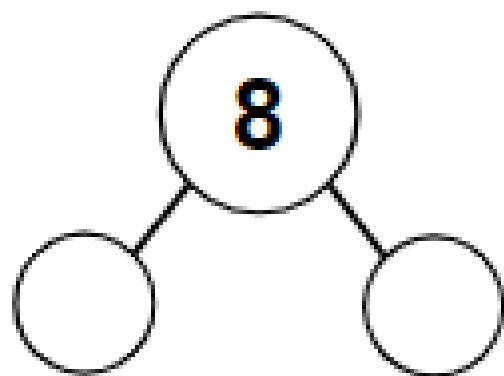
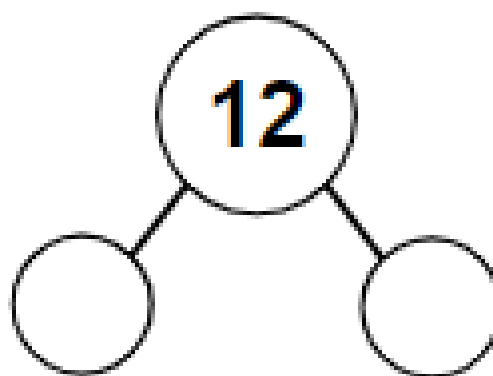
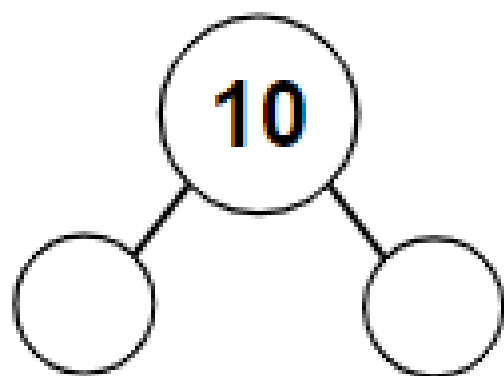
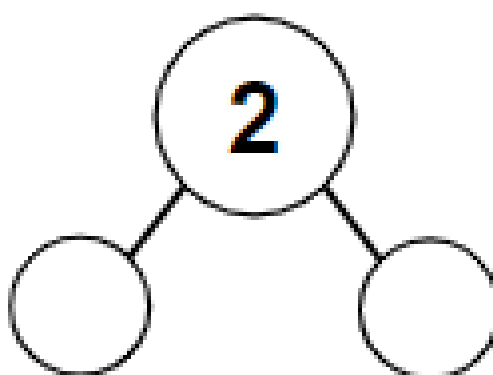
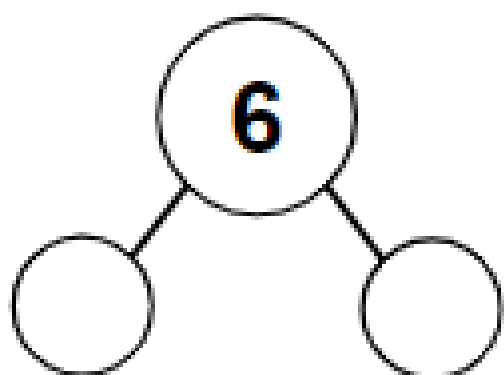
half the number and link them.

Half
10
7
5
4
1

Number
8
14
20
2
10

Maths Activity 2

Can you complete the halving diagrams?



Maths Activity 3

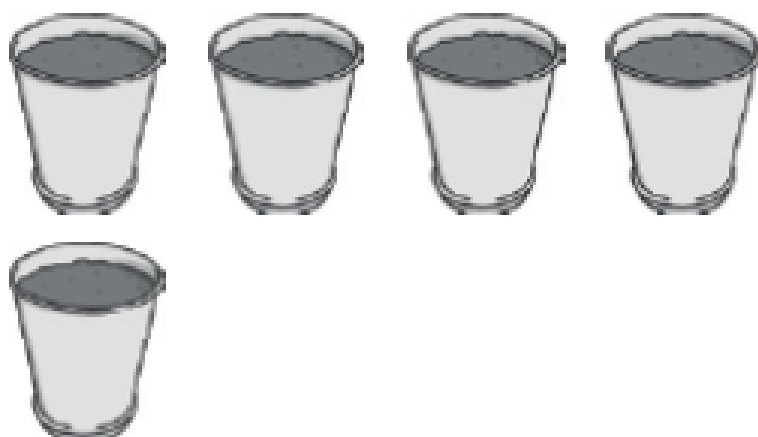
Name _____

Halving Race

How fast can you halve? Halve the numbers on the outside of the track. Write your answers as you go and see how long it takes you to finish the race!

Maths Activity 4

I have 30 seeds and 5 plant pots. If I use the same number of seeds in each pot, how many seeds will I plant in each pot?



Maths Activity 5

Can you solve these division number facts pictorially?

$8 \div 2 =$

$20 \div 10 =$

$4 \div 2 =$

$20 \div 2 =$

$15 \div 5 =$

$18 \div 2 =$

$20 \div 5 =$


$14 \div 2 =$

$10 \div 10 =$

$10 \div 2 =$


Reading Activity 1

What will happen in this story?



Reading Activity 2

Why do you think the alien is here?



Reading Activity 3

Draw a picture for this description.

The alien is big and blue. He has got 3 eyes and a curly tail. In his mouth he has got 2 pointy teeth. The alien has got 4 legs and 5 arms.

Writing activity 1

Making a Jam Sandwich

Look carefully at the pictures. Can you put them into the correct order to show how to make a jam sandwich?

1

2

3



4

5

6



visit [twinkl.com](https://www.twinkl.com)



RE Lesson 1

Can you order the Easter story.

Jesus had to carry a heavy cross through the streets of Jerusalem.



Jesus arrived in Jerusalem on Palm Sunday. The people were happy to see Jesus and waved palm branches.



Jesus visited his friends before going to heaven.




Judas was one of Jesus' special friends. The important people gave Judas money to tell them where Jesus was so they could arrest him.




Judas told the important people where Jesus was. Jesus was arrested.



The Easter Story



Jesus died on the cross. His friends and family were very sad.



Judas was one of Jesus' special friends. The important people gave Judas money to tell them where Jesus was so they could arrest him.



RE Lesson 1

Can you order the Easter story. Stick them on this page.

RE Lesson 2

How would you feel if you were Jesus' friend?

