



Love . Hope . Courage

Nursling Street

Nursling

Southampton

SO16 0XH

Email: [adminoffice@nursling.hants.sch.uk](mailto:adminoffice@nursling.hants.sch.uk)

Telephone: 02380732289

Headteacher: Mrs Joanne Jearrad BEd Hons

23<sup>rd</sup> March 2020

Dear Parent/Guardian,

Please find access of a work pack for your child to complete over the course of this week.

The pack contains:

5 maths activity sheets

5 English based activities

3 or 4 Topic related activities based on the topic they are currently working on in class.

Children can complete this work in their home learning books.

In addition to the work stated above your child should complete the following daily activities:

## Reading

You must hear your child read for at least 10 minutes every day but if you can hear them read for longer that will really benefit them.

A good website to access is [booktrust.org.uk](http://booktrust.org.uk) where you can download a 'Reading with your child' booklet that is age appropriate.

Please ask your child questions about the text and what they can infer from the pictures.

## Spellings / Phonics

Please support your child to learn all phase 5 sounds. A good website for this is

[www.phonicsplay.co.uk](http://www.phonicsplay.co.uk) (not through Google Chrome), please use the free resources.

## Mindfulness

In school, we do a mindful minute every day. Please ask your child to either sit quietly for a minute, colour a mindful drawing. A good website that offers 25 simple mindfulness activities for children is: [parentswithconfidence.com](http://parentswithconfidence.com)

If you need to make contact with school during this time, please do so through email to [adminoffice@nursling.hants.sch.uk](mailto:adminoffice@nursling.hants.sch.uk)

Other websites you may find useful whilst studying at home include:

[www.topmarks.co.uk](http://www.topmarks.co.uk)

Don't forget to use the Espresso Login in your child's Communication Journal

Yours sincerely

Mr Allen  
Birch Class

# Phonics Activity 1

Can you match the sentence to the image.

|

There was a yellow crayon on the tray.



The farmer had a bail of hay.



She had a birthday today so she played all day.



A snail has a hard shell.



## Phonics Activity 2

Can you spot all the different 'ee' sounds. Add sound buttons and read them

tray	shayp 	lain 
stain	game	rain
flame	maip 	male
inflate	may	Monday
sailor	plane	behave
stay	cayp 	amaze

# Phonics Activity 3

link the word to the picture. Can you have a go at using them in a sentence?

snail  
rain  
train  
clay  
spray  
tray  
hay  
bake  
cake  
plate



# Maths Activity 1

Link the number to its double

Can you match the number to its correct double?

<b>Number</b>
<b>10</b>
<b>7</b>
<b>5</b>
<b>4</b>
<b>1</b>

<b>Double</b>
<b>8</b>
<b>14</b>
<b>20</b>
<b>2</b>
<b>10</b>

# Maths Activity 2

## Counting in 2s, 5s and 10s

### At the Market



There are 10 potatoes in a bag.



There are 5 pineapples in a crate.



There are 2 swedes in a basket.

How many potatoes does the shop have altogether?



They sell 3 bags. How many now?



How many pineapples does the shop have altogether?



They sell 2 crates. How many now?



How many swedes does the shop have altogether?



# Maths Activity 3

## Number Shape Repeated Addition

For each set of number shapes, write repeated addition statements and the matching multiplication statements.

For example:



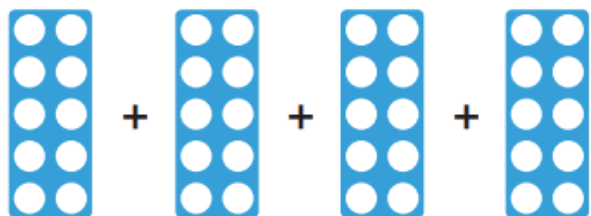
$$2 + 2 + 2$$

$$3 \times 2 = 6$$
$$= 6$$




$$\square + \square + \square$$

$$\square \times \square = \square$$
$$= \square$$



$$\square + \square + \square + \square$$

$$\square \times \square = \square$$
$$= \square$$



$$\square + \square + \square + \square = \square$$

$$\square \times \square = \square$$

**Challenge:** Adil says, “ $5 \times 2$  is the same as  $2 \times 5$ .”

Is he correct? Use your number shapes to show how you know.

# Maths Activity 4

**Spring Missing Numbers**  
Counting in 2s

A large butterfly-shaped arrangement of flowers for a counting activity. The top half consists of blue flowers, and the bottom half consists of purple flowers. The central body of the butterfly is formed by purple flowers. The numbers are placed in the centers of the flowers as follows:

- Top-left blue flower: 2
- Top-middle blue flower: 10
- Top-right blue flower: 18
- Middle-left purple flower: 6
- Middle-middle purple flower: 12
- Middle-right purple flower: 16

There are four monarch butterflies scattered around the arrangement.

**Spring Missing Numbers**  
Counting in 5s

A large butterfly-shaped arrangement of flowers for a counting activity. The top half consists of blue flowers, and the bottom half consists of purple flowers. The central body of the butterfly is formed by purple flowers. The numbers are placed in the centers of the flowers as follows:






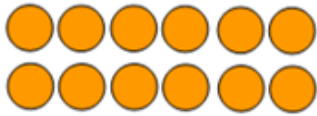
- Top-left blue flower: 5
- Top-middle blue flower: 30
- Top-right blue flower: 50
- Middle-left purple flower: 15
- Middle-middle purple flower: 30
- Middle-right purple flower: 40

There are four monarch butterflies scattered around the arrangement.



# Maths Activity 5

Can you write a multiplication fact to match each array?



Along and then up e.g. for the first example 6 lots 2 = 12

# Reading Activity 1

How is Beegu feeling? Why?




## Reading Activity 2

What would you say to Beegu to make her feel better?




# Reading Activity 3

What's the difference



## Writing activity 1

Plan a wizard of OZ story with your created witch in. Use the story map to help you.












# Science Lesson 1

Can you draw a picture of what is happening out the window. Use the lines below to write about what you see.



---

---

---

---

---

---

---

---

# Science Lesson 2

Can you Compare these 2 pictures



---

---

---

---

---

---

---

---

## Science Lesson 3

Design a safety poster for a snow day.