

Nursling C of E Primary School



Love . Hope . Courage

Nursling Street

Nursling

Southampton

SO16 0XH

Email: adminoffice@nursling.hants.sch.uk

Telephone: 02380732289

Headteacher: Mrs Joanne Jearrad BEd Hons

18th May 2020

Dear Parent/Guardian,

Please find access of a work pack for your child to complete over the course of this week.

The pack contains:

5 maths activity sheets

5 English based activities

3 or 4 Topic related activities based on the topic they are currently working on in class.

Children can complete this work in their home learning books.

In addition to the work stated above your child should complete the following daily activities:

Reading

You must hear your child read for at least 10 minutes every day but if you can hear them read for longer that will really benefit them.

A good website to access is booktrust.org.uk where you can download a 'Reading with your child' booklet that is age appropriate.

Please ask your child questions about the text and what they can infer from the pictures.

Spellings / Phonics

Please support your child to learn all phase 5 sounds. A good website for this is www.phonicsplay.co.uk (not through Google Chrome), please use the free resources.

Mindfulness

In school, we do a mindful minute every day. Please ask your child to either sit quietly for a minute, colour a mindful drawing. A good website that offers 25 simple mindfulness activities for children is: parentswithconfidence.com

If you need to make contact with school during this time, please do so through email to adminoffice@nursling.hants.sch.uk

Other websites you may find useful whilst studying at home include:

www.topmarks.co.uk

Don't forget to use the Espresso Login in your child's Communication Journal

Yours sincerely

Mr Allen
Birch Class

Phonics Activity 1

link the word to the picture



claw



fork



launch



roar



saw



Phonics Activity 2 -Read the sentence and fill in the missing word

1. The lion had sharp _____.

2. I twisted the pasta round my _____.



3. The rocket will soon _____ to space.



4. The tiger gave a mighty _____.



5. The baby is starting to _____.



6. When you write you can use a _____.



Word bank:

roar

claws

clipboard




crawl

fork

launch

Phonics Activity 3

Sound button and read these words

saw	fork	naud 
roar	rawn	sort 
borp 	launch	horn
faun	claw	goar 

Maths Activity 1 – Can you think of as many number bonds to 10 as possible.

For example – $3 + 7 = 10$ or
 $6 + 4 = 10$

When you finish that see if you can think of number bonds to any number between 10 and 20.

For example $10 + 3 = 13$ and $9 + 4 = 13$

Maths Activity 2

Can you solve these addition number sentences?

$1 + 5 =$

$2 + 9 =$

$3 + 4 =$

$7 + 2 =$

$3 + 6 =$

$2 + 6 =$

$7 + 2 =$

$6 + 4 =$

$1 + 9 =$

$8 + 8 =$

Maths Activity 3

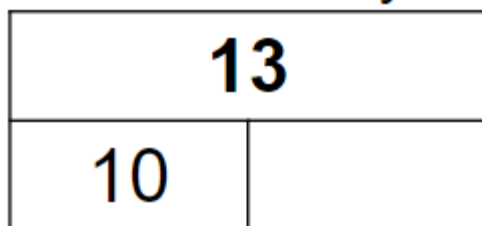

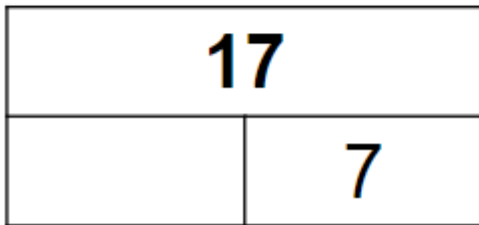
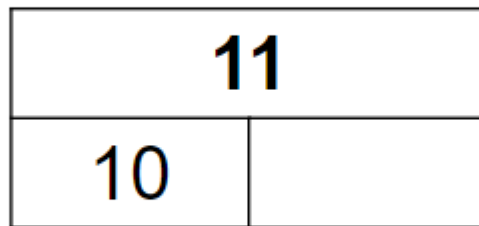
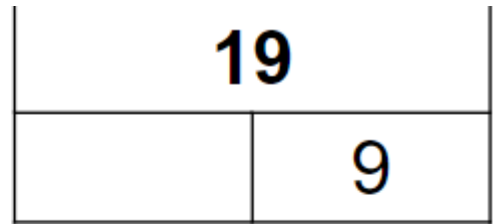
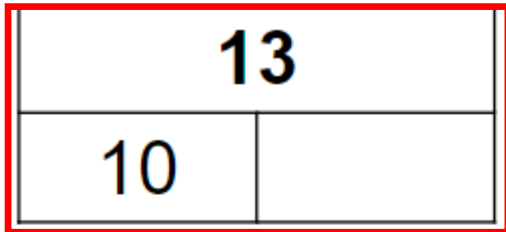
Pick a pair of numbers and add them together.
What is your total?



Pick a different pair of numbers.
How many different answers can you get?

Maths Activity 4

Can you fill in the missing number in these bar models?

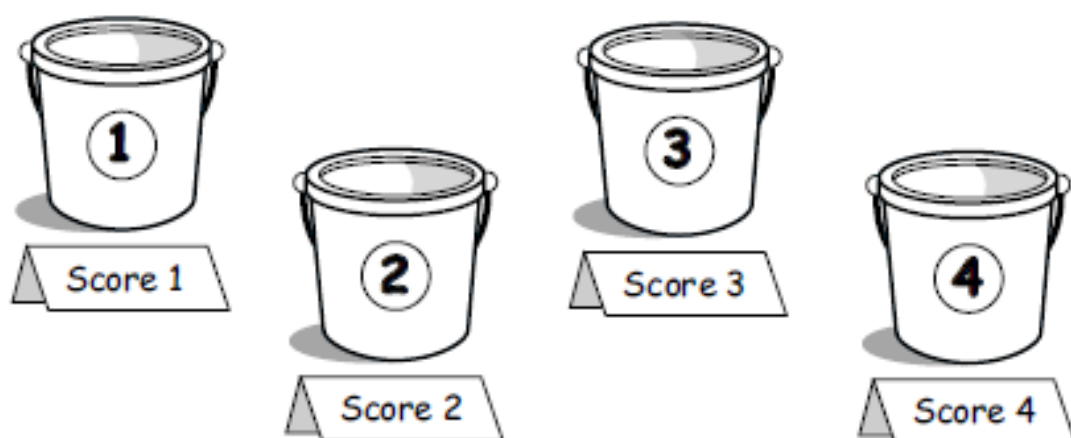


The answer is 13, what number do I need to add to 10 to find 13?
Use your number bonds or start with 13 and take away 10.

Maths Activity 5 - Challenge

Bean-bag buckets

Dan threw 3 bean-bags.
Each bag went in a bucket.
More than one bag can go in a bucket.



1. What is the highest score Dan can get?
2. Find three ways to score 6.
3. Find three ways to score 9.
4. What other scores can Dan get?

Reading Activity 1

Spinderella

<https://www.youtube.com/watch?v=Qjgp3YiaKJw>

What your favourite part of this story?

Reading Activity 2

How did Spinderella stop the spiders from hurting themselves?

Reading Activity 3

What did Spinderella's family eat for dinner? How do you know?

Writing activity 1

Can you write a letter to Spinderella’s family telling her what you have done with you family? You can draw a picture in the box.

Writing activity 2

Can you write a factfile about how to look after your pet or favourite animal



[illegible]

Science Lesson 1

Can you draw a picture out your window and tell me what has changes in the past few months.


















Science L2 – Have a look at the pictures below. See if you can make a bug hotel and then circle all the creepy crawlies you find.



Science Lesson 2 Minibeasts

Minibeast Hunt

Tick the minibeasts that you have found!

	spider	<input type="checkbox"/>		woodlouse	<input type="checkbox"/>
	slug	<input type="checkbox"/>		butterfly	<input type="checkbox"/>
	beetle	<input type="checkbox"/>		wasp	<input type="checkbox"/>
	crane fly (daddy-long-legs)	<input type="checkbox"/>		ladybird	<input type="checkbox"/>
	earwig	<input type="checkbox"/>		dragonfly	<input type="checkbox"/>
	snail	<input type="checkbox"/>		ant	<input type="checkbox"/>
	millipede	<input type="checkbox"/>		worm	<input type="checkbox"/>
	fly	<input type="checkbox"/>		caterpillar	<input type="checkbox"/>
	bee	<input type="checkbox"/>			