



Love . Hope . Courage

Nursling Street

Nursling

Southampton

SO16 0XH

Email: adminoffice@nursling.hants.sch.uk

Telephone: 02380732289

Headteacher: Mrs Joanne Jearrad BEd Hons

16th March 2020

Dear Parent/Guardian,

Please find access of a work pack for your child to complete over the course of this week.

The pack contains:

5 maths activity sheets

5 English based activities

3 or 4 Topic related activities based on the topic they are currently working on in class.

Children can complete this work in their home learning books.

In addition to the work stated above your child should complete the following daily activities:

Reading

You must hear your child read for at least 10 minutes every day but if you can hear them read for longer that will really benefit them.

A good website to access is booktrust.org.uk where you can download a 'Reading with your child' booklet that is age appropriate.

Please ask your child questions about the text and what they can infer from the pictures.

Spellings / Phonics

Please support your child to learn all phase 5 sounds. A good website for this is www.phonicsplay.co.uk (not through Google Chrome), please use the free resources.

Mindfulness

In school, we do a mindful minute every day. Please ask your child to either sit quietly for a minute, colour a mindful drawing. A good website that offers 25 simple mindfulness activities for children is: parentswithconfidence.com

If you need to make contact with school during this time, please do so through email to adminoffice@nursling.hants.sch.uk

Other websites you may find useful whilst studying at home include:

www.topmarks.co.uk

Don't forget to use the Espresso Login in your child's Communication Journal

Yours sincerely

Mr Allen
Birch Class

Phonics Activity 1

Can you find all the
ee and ea sounds

ee x 6 ea x 26

h ar w n ea p qu a ch th qu ea f q p
ar r I h k qu d z x l ee ai ar qu ea r
u i p lar sh ea r a q z h k quar e w n m
p qu a ch th qu r f q ea ar I h k k ar
d z x l ee ai th ch ea sh ea u i p lhr sh
ar r a p q ar h k qu h e w ea m p qu ea
ch th qu r f q p r ar h k ea d z x l
ee ar ch qu sh r u i p lhr ea qu r a ar
z h k qu h e w ar m p ea a ch th ea
r f q ea ar I h k k ea d z ar l ee ai ar ea
qu ar r u i p lhr sh qu r ar ea q z h k
qu h ar w n ea p qu a ch th qu ea f q
p ar r I h k qu d z x l ee ai ar qu ea
r u i p lar sh ea r a q z h k quar e w n
m p qu a ch th qu r f q ea ar I h k k
ar d z x l ee ai th ch ea sh ea u i p lhr
sh ar r a p q ar h k qu h e w ea m p qu
ea ch th qu r f q p r ar h k

Phonics Activity 2

Can you spot all the different 'ee' sounds. Add sound buttons and read them

fibabeant 	feet	jibajea 
napeem 	sprele 	leesm 
seasons	foifeet 	baibeet 
beenash 	peeking	concrete
Dean	creech 	thoinee 
beenoid 	gibaleat 	kleenap 

Phonics Activity 3

fill in the missing word. Use the word bank at the bottom

I need to _____.



The flats are made of _____.



When I go to bed I _____ in my sleep.

I need a _____ on my bed.



I can see a _____.



You have smelly _____.



The _____ has lots of legs.



We are in the spring _____.



Word bank:

dream

season

sneeze

sheet

bee


feet


millipede


concrete

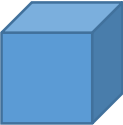
Maths Activity 1

Have a look around. What shapes can you find?

cylinder 

sphere 

cuboid 

cube 

Maths Activity 2

Can you sort the 3D shape pictures into the correct boxes?

sphere

cylinder

cone

cube

cuboid

square-based
pyramid



twinkl.co.uk



twinkl.co.uk



twinkl.co.uk



twinkl.co.uk



twinkl.co.uk



twinkl.co.uk



twinkl.co.uk



twinkl.co.uk



twinkl.co.uk



twinkl.co.uk



twinkl.co.uk



twinkl.co.uk



twinkl.co.uk



twinkl.co.uk



twinkl.co.uk



twinkl.co.uk



twinkl.co.uk






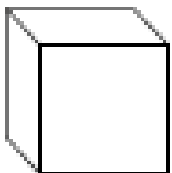
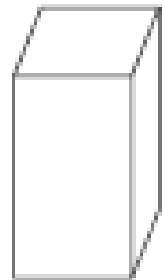
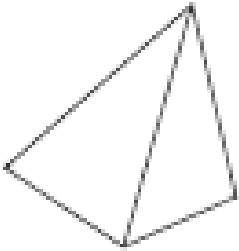
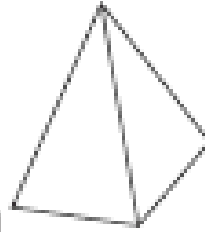
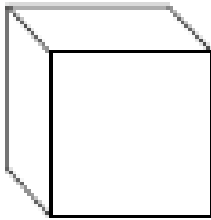


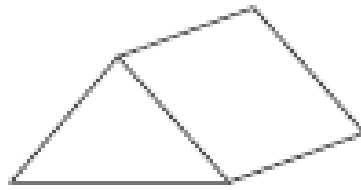


twinkl.co.uk

Maths Activity 3

Colour:

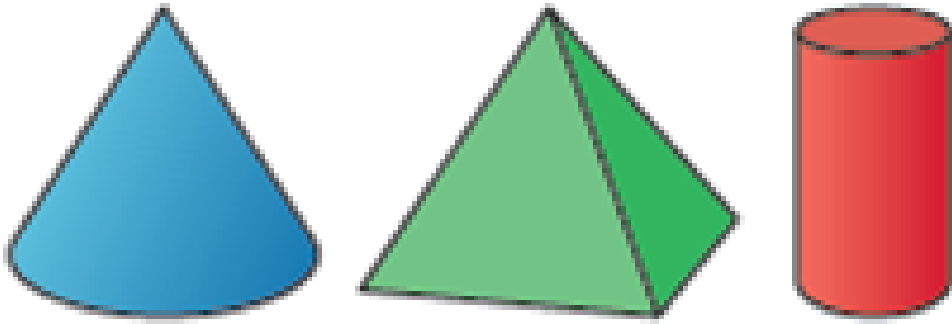
2D shapes = **blue**

3D shapes = **green**



Maths Activity 4

What is the same about these shapes?



What is different about these shapes?

Which could be the odd one out and why?

Maths Activity 5


Create an imaginary map for Dorothy and give her directions back to Oz



Reading Activity 2

She is stuck inside feeling poorly.

How would you feel if you were the girl?



Reading Activity 3

What will happen after this?



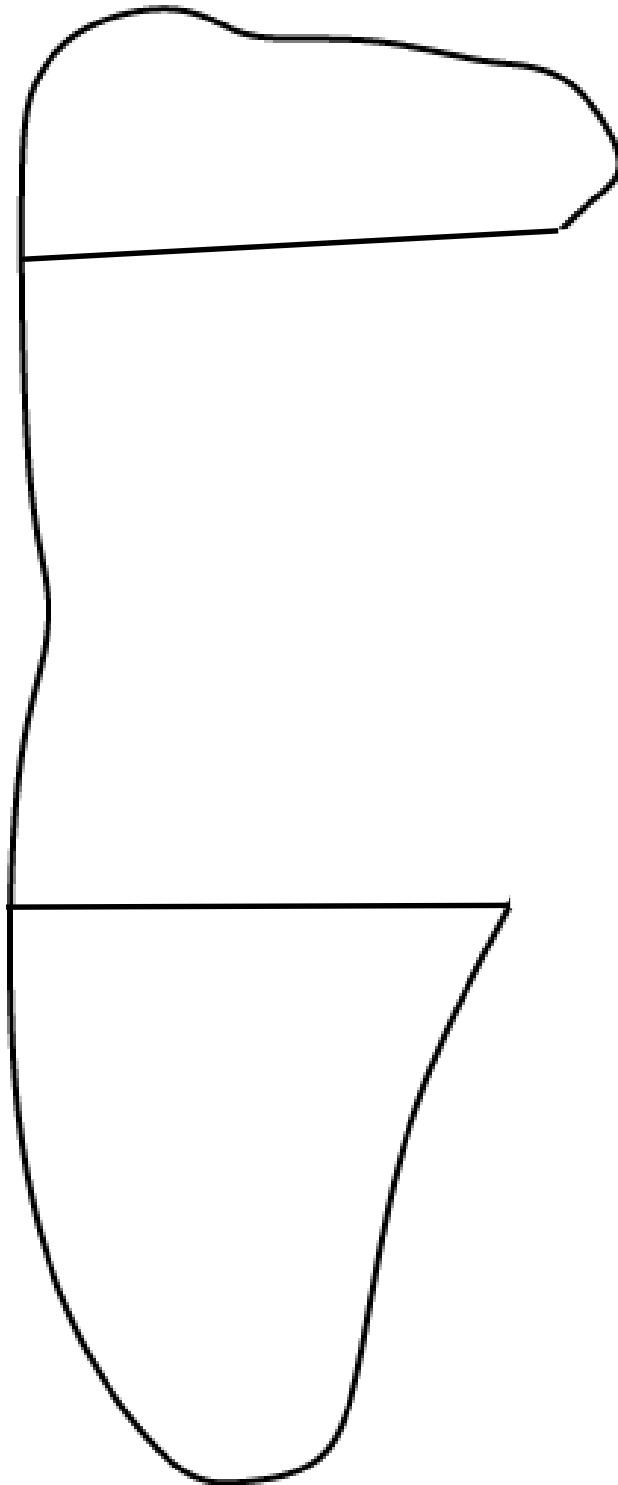
Writing activity 1

Colour in your very own witch from the Dorothy Story. Change her – what colour cloak? What colour Skin? Will she be nice or mean?



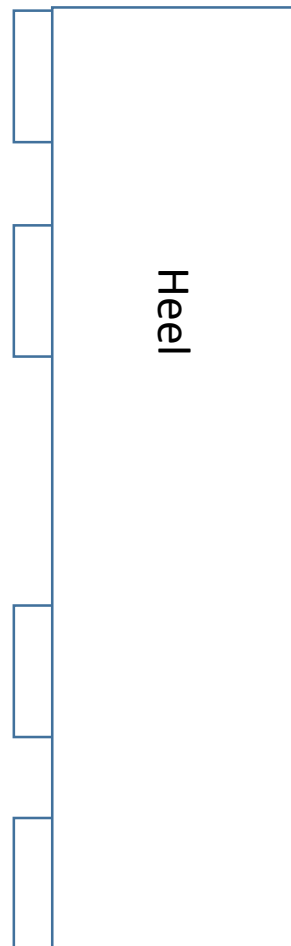
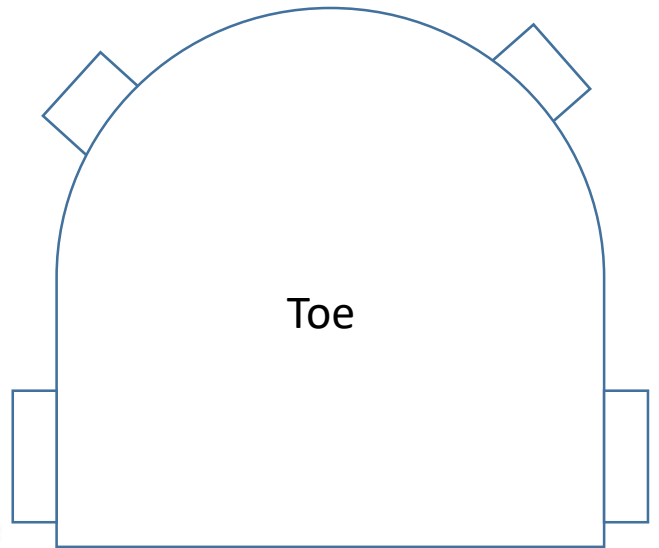
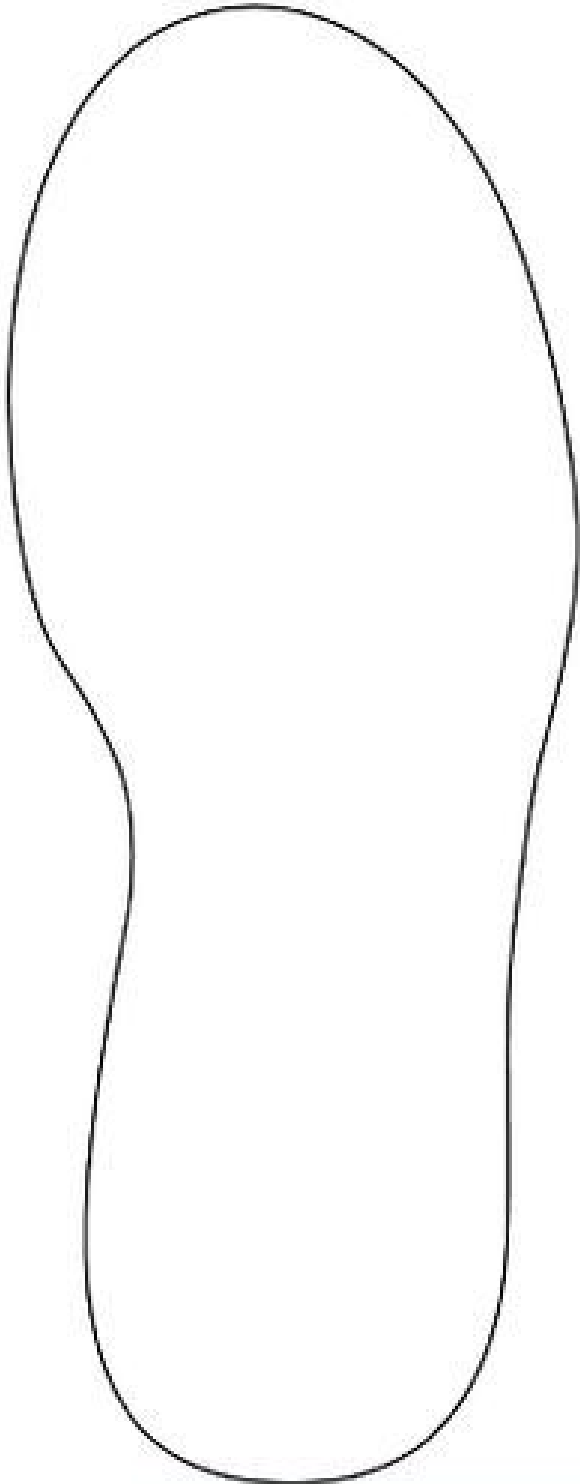
DT Activity 1

Can you design a new sandal for Dorothy?



DT Activity 2

Can you try and make it?



DT Activity 2 Instructions

1- Cut out the sole outline and around the toe/heel sections include the tabs

2- fold all tabs

3 - Wrap heel round the back of the sole and stick down the flaps

4 - Curve the toe section and stick down flaps

5 – children to finish their design, colour etc

You will end up with this:



Feel free to add more to the design