



*Week 6*

Hello Holly Class - Summer Term 1 - How does Your Garden Grow?

I hope you are all well and keeping busy - don't forget to email me on: [holly.class.2020@hotmail.com](mailto:holly.class.2020@hotmail.com) if you have anything exciting to share.



Check out our YouTube Nursling Primary channel for Miss Nicholas in the Greenhouse.

On the next slide there are details of our new spelling resource to enjoy called Spelling Frame.

### **THIS WEEK**

English (x 5) - Beatrix Potter (a study of the author - characters, plots and settings)

Reading - Beatrix Potter (Peter Rabbit and Benjamin Bunny)

Maths (x 5) - Statistics

Topic (x 5) - Geography (Comparison of Australia and the United Kingdom)

There is a resource folder containing all sheets your child will need so use these and the exercise book to complete any work.

Reading - please continue to sign your journal when you read, find books or magazines that you enjoy reading.

Remember to enjoy your mindful colouring, Cosmic Kids and the Zen Den.

<https://spellingframe.co.uk/>

This is the resource we are now using as it gives children a range of activities to engage with. Each week I will set what your child needs to be doing.

Year 3 – If your child is following Year 3 spellings I will guide you as to which week will be focussing on as some of these we have covered already:

**Spelling Rule 3**

Year 2 - **Spelling Rule 1**

Year 1 – **Spelling Rule 1**



## English 1

Who was Beatrix Potter?

What do you already know about Beatrix Potter?

Research the author and create a Mind Map on the resource provided.

<https://www.peterrabbit.com/about-beatrix-potter/>

<https://primaryfacts.com/2526/20-beatrix-potter-facts/>

[https://kids.kiddle.co/Beatrix\\_Potter](https://kids.kiddle.co/Beatrix_Potter)

Here are 3 different websites for you to look at, I have also printed one of these if you cannot access the internet. Remember to record the important and relevant information:

Where was she born?

Where did she grow up?

What was her childhood like?

Who did she live with?

What were her influences?

Why did she start writing?

When and where did she die?

What is her legacy ( the important things she left behind)

## English 2

### The Tale of Peter Rabbit

Use the YouTube link below to listen to the story of Peter Rabbit by Beatrix Potter and then answer the comprehension questions (resource Eng 2) in your exercise book.

<https://www.youtube.com/watch?v=EuTIQCGxE5Y>

## English 3


### The Tale of Benjamin Bunny

Use the YouTube link below to listen to the story of Benjamin Bunny by Beatrix Potter and then complete the comparison sheet (resource Eng 3) in your exercise book.

<https://www.youtube.com/watch?v=QaYapOlzjHk>



## English 4 – Commas in a list (write up into your exercise book)



Peter Rabbit has made a list of seeds, tools and equipment he needs to start growing vegetables. Put these items into three sentences using commas in a list.

### SEEDS

Carrots  
Sweetcorn  
Lettuce  
Runner beans

### TOOLS

Spade  
Fork  
Trowel  
Rake

### EQUIPMENT

Soil  
Pots  
String  
Labels

You need to think of different ways to start your sentences to make them interesting.



**English 5** – Design your own garden with vegetables, fruits and flowers.

Describe your garden using extended noun phrases to add detail, see how interesting you can make your writing.

(2 -3 paragraphs if possible)



Tall thin canes to support my fragile runner beans.



A miniature paradise of sweet smelling flowers and fragrant herbs.



Strong wooden gates to keep my beautiful garden safe.




Smile 

Breathe

CLOUD GAZING 

Exercise 

Spend time with nature 

Walk BAREFOOT 

Open Mind 


RELAX  
RELAX  
RELAX

# MINDFULNESS

FORGIVE  
FORGIVE  
FORGIVE

POSITIVE  
THINKING

Plant 

COOK 

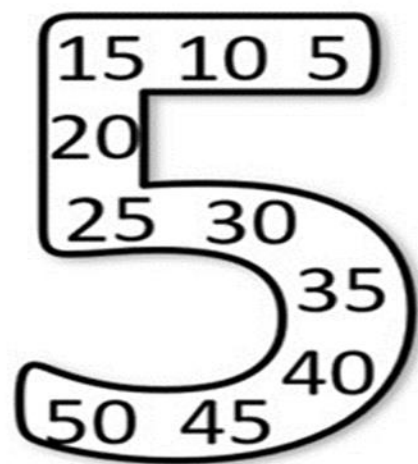
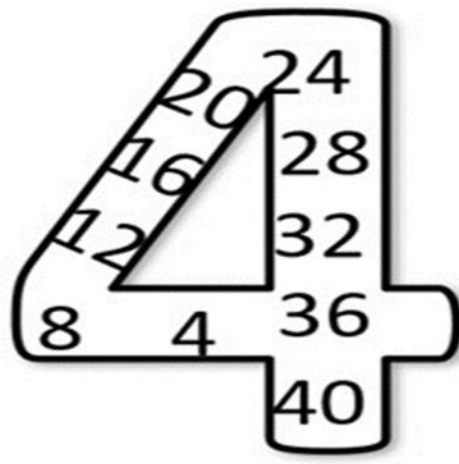
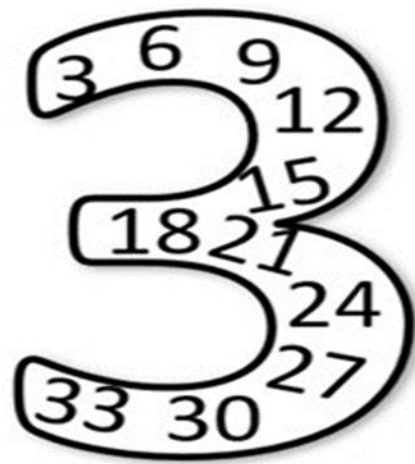
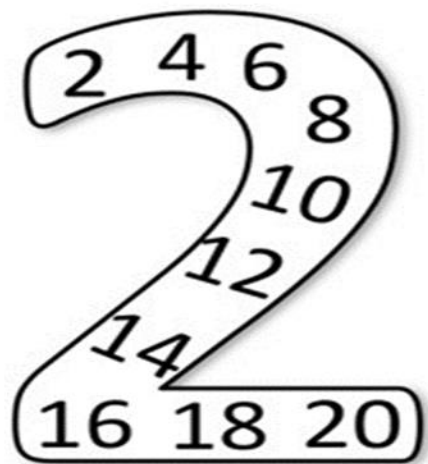
  
Take the dog for a walk

Chat with friends  
<listen> 

Take a bath 




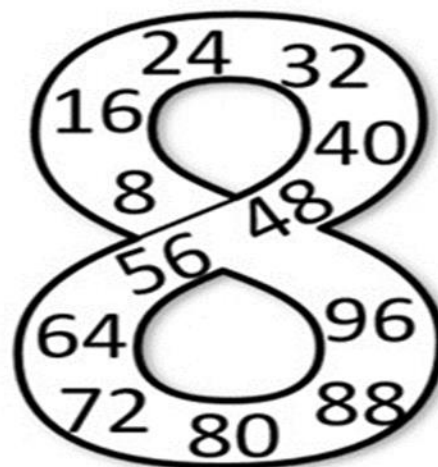
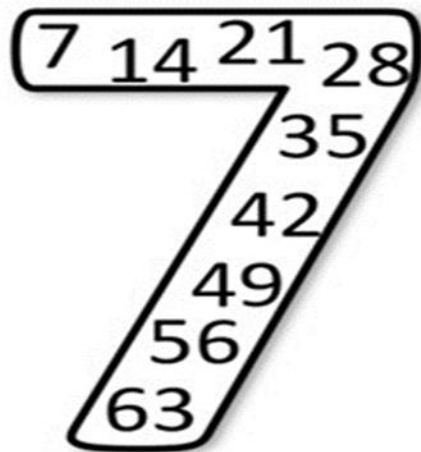
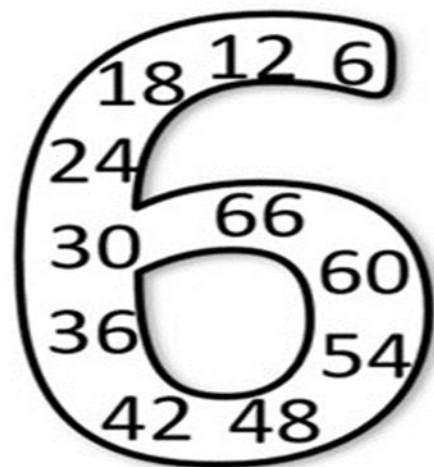




Practice your skip counting

<https://www.youtube.com/watch?v=9XzfQUXqiYY>

Mr DeMaio



## Multiplication Grid 10 x 10

Maths 1

X	1	2	3	4	5	6	7	8	9	10
1										
2										
3										
4										
5										
6										
7										
8										
9										
10										

Time yourself to complete the Tables you know:

Concentrate on the 2, 3, 4, 5, 8 and 10's

X	1	2	3	4	5	6	7	8	9	10
1	1	2	3	4	5	6	7	8	9	10
2	2	4	6	8	10	12	14	16	18	20
3	3	6	9	12	15	18	21	24	27	30
4	4	8	12	16	20	24	28	32	36	40
5	5	10	15	20	25	30	35	40	45	50
6	6	12	18	24	30	36	42	48	54	60
7	7	14	21	28	35	42	49	56	63	70
8	8	16	24	32	40	48	56	64	72	80
9	9	18	27	36	45	54	63	72	81	90
10	10	20	30	40	50	60	70	80	90	100



StatisticsStep 1

Shoppers in the supermarket were asked in a survey which was their favourite fruit. Here is a list of their responses.



Using this information create a tally chart to represent the data.

- 1) Which fruit was the most popular?
- 2) Which fruit was the least popular?
- 3) Which two fruits were preferred by the same number of people?
- 4) How many more people preferred Apples to Grapes?
- 5) How many fewer people preferred Strawberries to Bananas?
- 6) How many people were surveyed all together?
- 7) Order the fruits from most popular to least popular?

Step 2

This data shows how much pocket money pupils receive:

£10	£3	£12	£7	£5	£2	£5
£6	£2	£15	£2	£3	£8	£20
£15	£7	£3	£1	£17	£18	£4
£11	£7	£9	£3	£12	£7	£8
£10	£13	£12	£16	£6	£9	£19

Copy the table and complete with the above data:

Amount of money	Tally	Frequency
£1 - £4		
£5 - £8		
£9 - £12		
£13 - £16		
£17 - £20		

- 1) Which group of money is the most common?
- 2) Which group is the least common?
- 3) Which two groups had the same amount of children in?
- 4) How many more people received £5 - £8 than £13 - £16?
- 5) How many fewer people received £17 - £20 than £1 - £4?
- 6) How many people were surveyed all together?
- 7) Order the amounts from most common to least common?

# Maths 3

## Step 1

### Mastery

Create your own tally chart showing how many animals are at the farm.



## Step 2

### Mastery

Here is a tally chart of what pets the pupils in a class had:

Pet	Tally	Number of Pupils
Hamster		
Dog		
Cat		
Bird		5
Fish		2
None		9

Copy and complete the table.

## Step 3

### Mastery

Darren's sandwich van wrote down how many sandwiches he sold at lunchtime.

Name	
Cheese	
Ham	
Tuna	
Chicken	
Jam	

Darren says that more than a quarter of the sandwiches sold were ham. Is he correct?

How do you know?

Complete Step 1 and 2 – only try step 3 if you feel confident.

Now design **your own** picture and create a tally chart from it (beach, car showroom, sweet shop, vegetable garden)





Free Photoshop PSD file download - Resolution: 1280x1024 px - www.psdgraphics.com



Today you are going to be creating a tally chart from rolling a dice.

What information do you think you will be recording?

Roll a dice 20 times and record the information.

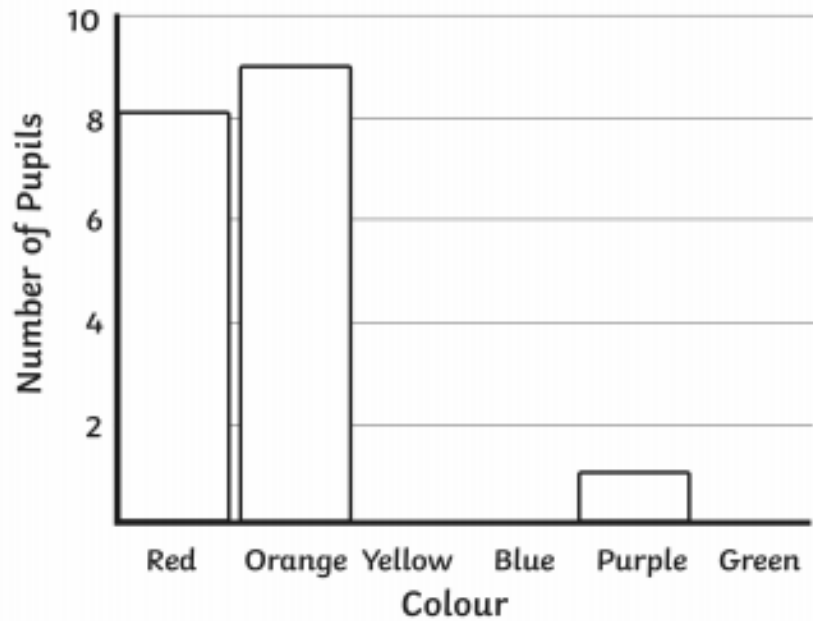
Then answer the questions (resource 4)

# Maths 5

Here is a tally chart of what the favourite colour of pupils in a class were:

Colour	Number of Pupils
Red	8
Orange	9
Yellow	5
Blue	2
Purple	1
Green	7

Complete the tally chart and bar charts.



1. Which colour was the second favourite?

---

2. Which colours have a difference of 1 vote?

---

3. How many more pupils voted for red than they did blue?

---

4. How many children are in the class?

---

5. Write the colours in order from favourite to least favourite.

---

---

6. Which colours received over 5 votes?

---

7. Which colour was the least favourite?

---



Mastery extension – only if confident with previous task.

Day	Amount of hours the shop is open
Monday	6
Tuesday	8
Wednesday	5
Thursday	7
Friday	10
Saturday	12

Task 1 - These are the hours that a local greengrocers is open.

What questions could you ask based on the information (data) shown?

Task 2 - The shop closes for 45 minutes each day so the workers can have their lunch.

How many hours are the workers actually working each week?

Smile



Breathe



CLOUD GAZING

Exercise



Spend time with nature



Open Mind



RELAX  
RELAX  
RELAX

# MINDFULNESS

FORGIVE  
FORGIVE  
FORGIVE

POSITIVE  
THINKING

Plant



COOK



Take the dog for a walk

Chat with friends  
< Listen >



Take a bath



## Geography

A comparison between the United Kingdom and Australia.



What do you know about Australia already?

Have you ever been on holiday there?

Do you have friends or relatives who live there?

What kind of animals do you find in Australia?

Is it the same or different to the United Kingdom?





## Where Is Australia?

Can you label the United Kingdom, Australia and the continents on the world map?

**Word bank:**

United Kingdom

Australia

**Continents**

Europe

Africa

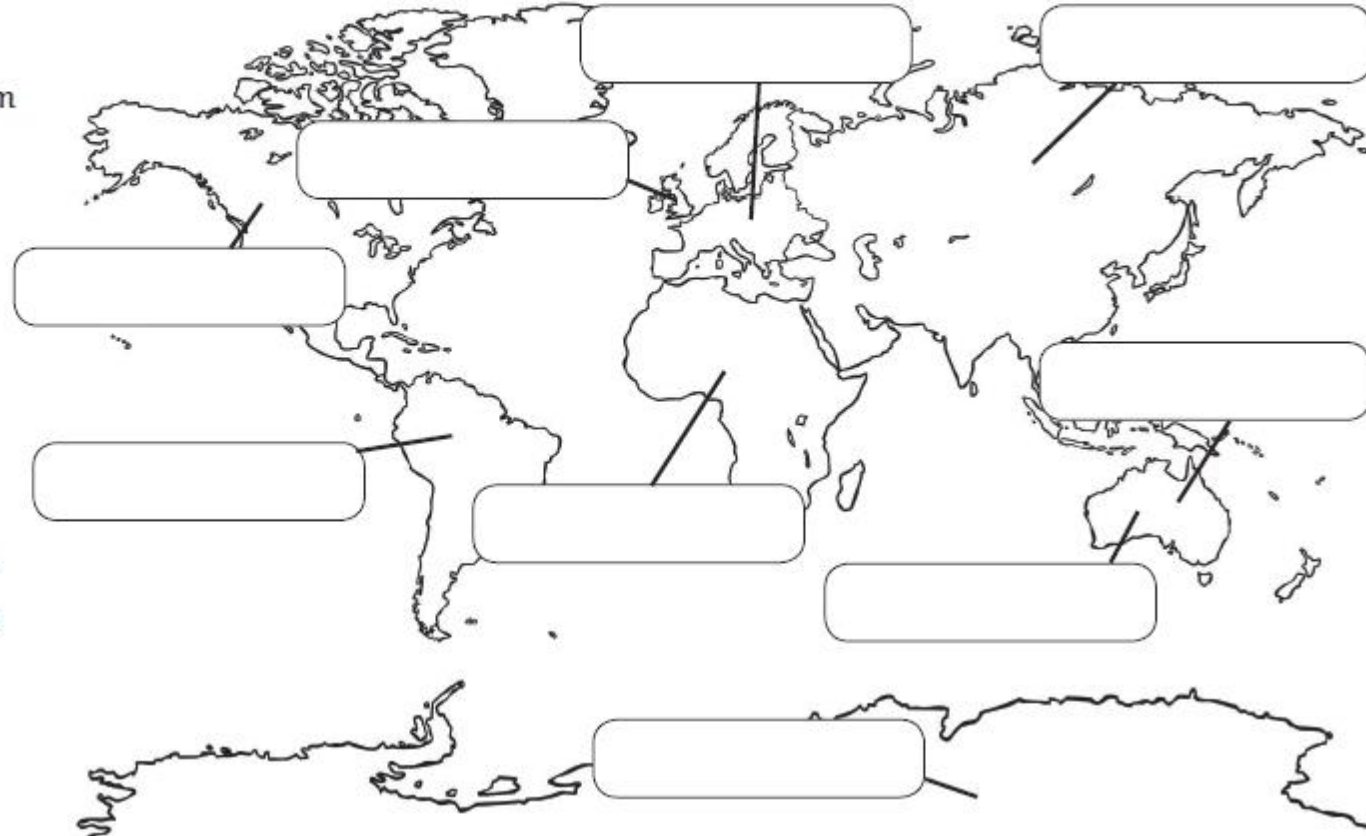
Australasia

Asia

North America

South America

Antarctica



Once you have completed the 'Where is Australia' sheet watch this video...

<https://www.youtube.com/watch?v=f0PvMmTAUAQ>

Destination World – Nat Geo Kids

## Geography 2

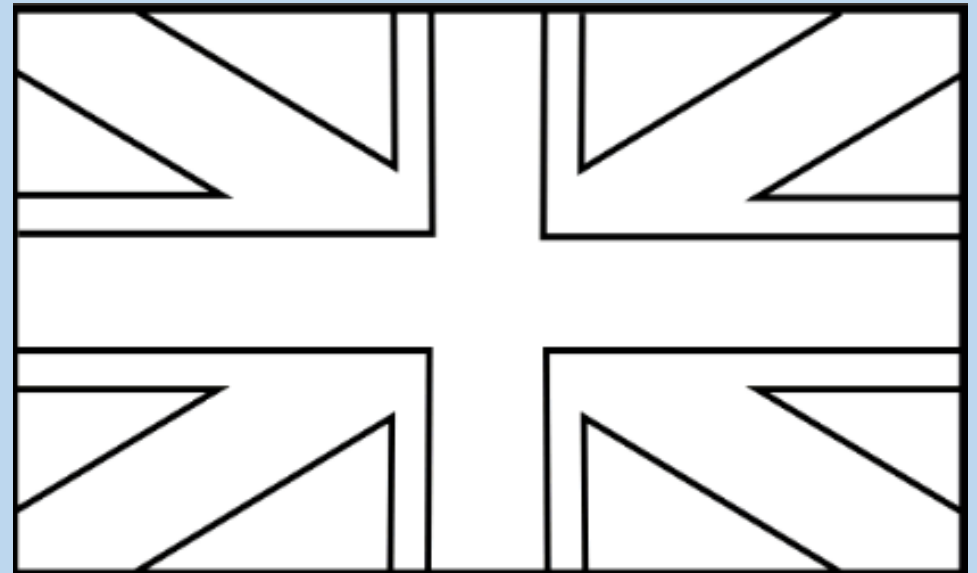
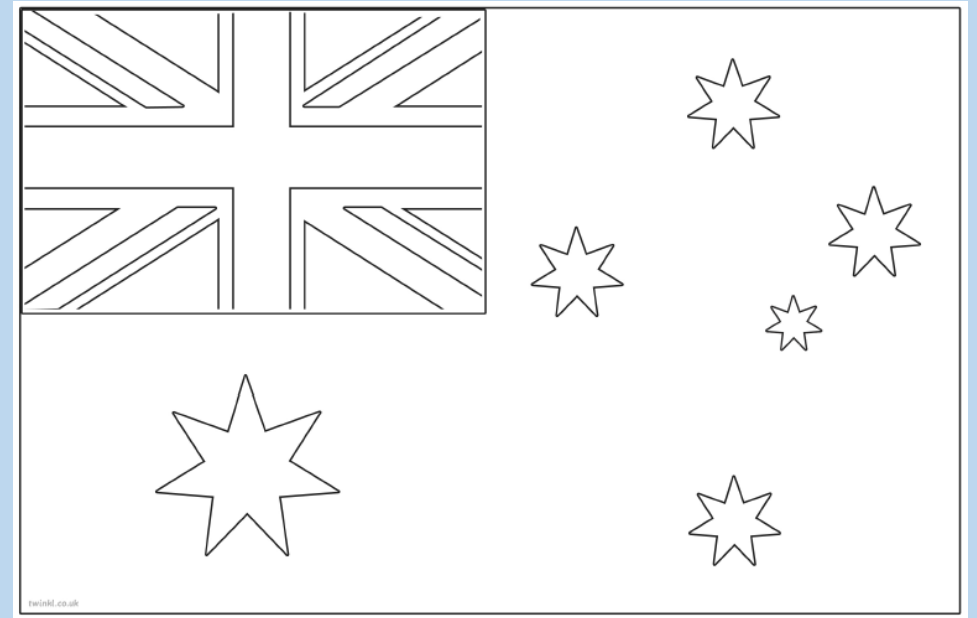
Today there are two PPTs to watch. One about Australia and one about the United Kingdom.



They both contain information about 'culture, food and school'

In your exercise book you need to compare both. There is a resource to help you with this or you may want to draw your own.







Destination Australian?  
Destination UK?

Design a travel leaflet on one of the holiday destinations.



Watch these videos to compare which you think would make a great holiday.

[https://www.youtube.com/watch?v=PdVLk\\_dPmtc](https://www.youtube.com/watch?v=PdVLk_dPmtc)  
Australia

[https://www.youtube.com/watch?v=GD6WJsqH\\_p4](https://www.youtube.com/watch?v=GD6WJsqH_p4)  
United Kingdom

Smile 

Breathe

  
CLOUD GAZING

Exercise



Spend time with nature



Open Mind



RELAX  
RELAX  
RELAX

# MINDFULNESS

FORGIVE  
FORGIVE  
FORGIVE

POSITIVE  
THINKING

Plant



COOK



Take the dog for a walk



Chat with friends  
<listen>

Take a bath

