

# Year 2

## Home Learning Pack



Week beginning  
8<sup>th</sup> June 2020

## Home learning tasks – Week 13 – WB 8<sup>th</sup> June 2020 – Year 2

Please see the included worksheets and/or examples to help you complete the learning activities in this pack. They are all on the PDF PowerPoint on the school website ready to print.

### English

Task	Activity	Resources in pack
1	<b>Spellings</b> - Practise writing this week's spellings and using them in a sentence (as our homework each week). Also check Spelling Frame for some new spellings to practise online linked to our spelling rules.	<ul style="list-style-type: none"> <li>• Spelling grid on PPT.</li> <li>• Spelling Frame</li> </ul>
2	<b>The Jabberwocky by Lewis Carroll</b> – Read this poem or ask an adult to read it with you as it is a little bit tricky and draw what you think the Jabberwocky looks like using the descriptions and clues that Lewis Carroll has given us.	<ul style="list-style-type: none"> <li>• Jabberwocky poem on PPT.</li> </ul>
3	<b>Story task – 'The Stadium'</b> – Look at the picture of 'The Stadium' and read the start of the story. See if you can continue the story with what you think will happen next.	<ul style="list-style-type: none"> <li>• Story starter page on PPT.</li> </ul>
4	<b>Comprehension questions – 'The Stadium'</b> – Using the picture of 'The Stadium', answer the questions from the PPT.	<ul style="list-style-type: none"> <li>• Questions on PPT.</li> </ul>
5	<b>Common exception words</b> – read the short text and see if you can spot the mistakes that Mr Whoops has made. He has spelt some of the common exception words wrong. See if you can find them and then correct them.	<ul style="list-style-type: none"> <li>• Mr Whoops text on PPT.</li> <li>• Common exception word mat on PPT.</li> </ul>

### Maths



Task	Activity	Resources in pack
1	<b>Times tables practise:</b> Use the games on 'Hit the Button' to practise answering quick-fire questions about your times tables or use TT <b>Backstars</b> if you prefer. <b>OR</b> <b>Number bonds practise to 10 and 20:</b> Use the games on 'Hit the Button' to practise answering quick-fire questions about your number bonds.	<ul style="list-style-type: none"> <li>• <a href="https://www.topmarks.co.uk/maths-games/hit-the-button">https://www.topmarks.co.uk/maths-games/hit-the-button</a></li> </ul>
2	<b>Dart board addition</b> – The dart board has 4 numbers. Imagine you have 3 darts each time. What number sentences could you create? <b>Challenge:</b> use the challenge dartboard and try the same thing again.	<ul style="list-style-type: none"> <li>• Dart board on PPT.</li> </ul>
3	<b>Data collection – Tally chart</b> – ask as many people as you can in your family either by sending them a text message, face-timing or speaking to them on the phone (and where possible seeing them) to find out what their favourite jam tart flavour is. Complete the tally chart with your results.	<ul style="list-style-type: none"> <li>• Tally chart template on PPT.</li> <li>• Examples on the PPT</li> </ul>

### Topic – 'Down the Rabbit Hole'



Task	Activity	Resources in pack
1	<b>Food around the World</b> - Look at the different pictures of foods from around the world and the countries they originate from. Then using this, complete the sheet, matching the food to its country of origin. <b>Challenge</b> – colour the flags of each country on the worksheet in the correct colours.	<ul style="list-style-type: none"> <li>• Pictures on PPT of world foods</li> <li>• Matching worksheet on PPT.</li> </ul>
2	<b>Journey of the banana</b> – Go through the short Power Point about how bananas are harvested and transported to the UK before completing a comic strip of the different steps.	<ul style="list-style-type: none"> <li>• PPT</li> <li>• Comic strip template</li> </ul>
3	<b>Countries and their continents</b> – Use either an Atlas, a globe if you have one or the Internet to see if you can find out which continent the countries I have listed are located on.	<ul style="list-style-type: none"> <li>• Countries on PPT.</li> </ul>

# ENGLISH task 1 - Spellings

WB 8<sup>th</sup> June 2020

## Spellings homework

Practise our class spellings so that you can confidently spell them. Then for each word, write or say one sentence using it, just like we do each week in our homework books.

<b>Spelling word</b>	<b>Practise 1</b>	<b>Practise 2</b>	<b>Practise 3</b>
wild			
climb			
pretty			
great			
most			
both			

## ENGLISH task 2 – The Jabberwocky by Lewis Carroll

Read this very famous poem by Lewis Carroll, the author of Alice in Wonderland. It is a little bit tricky so read it with an adult and go through it together to find the words and descriptions that Lewis Carroll's gives about the Jabberwocky.

Use his descriptions to help you draw a picture of what you think the Jabberwocky looks like.

You can label it with the words from the poem if it helps you.

Go to the next slide to read the poem. It can also be found by following this link:

<https://www.poetryfoundation.org/poems/42916/jabberwocky>

# The Jabberwocky

By Lewis Carrol

'Twas brillig, and the slithy toves  
Did gyre and gimble in the wabe:  
All mimsy were the borogoves,  
And the mome raths outgrabe.

"Beware the Jabberwock, my son!  
The jaws that bite, the claws that catch!  
Beware the Jubjub bird, and shun  
The frumious Bandersnatch!"

He took his vorpal sword in hand:  
Long time the manxome foe he sought—  
So rested he by the Tumtum tree,  
And stood awhile in thought.

And, as in uffish thought he stood,  
The Jabberwock, with eyes of flame,  
Came wiffing through the tulgey wood,  
And burbled as it came!

One, two! One, two! And through and through  
The vorpal blade went snicker-snack!  
He left it dead, and with its head  
He went galumphing back.

"And hast thou slain the Jabberwock?  
Come to my arms, my beamish boy!  
O frabjous day! Callooh! Callay!"  
He chortled in his joy.


'Twas brillig, and the slithy toves  
Did gyre and gimble in the wabe:  
All mimsy were the borogoves,  
And the mome raths outgrabe.

# ENGLISH task 3 – Story task – ‘The Stadium’

## Story starter!

This place had once been filled with noise, thousands upon thousands of excited fans cheering as they applauded ‘the beautiful game’ being played in front of them.

Now, all that remained were memories. Would this place ever be restored to its former glory?










# ENGLISH task 4 – Comprehension task

## – ‘The Stadium’

### Question time!

- ▶ What is this place?
- ▶ How has it changed over the years?
- ▶ What used to happen here?
- ▶ What happens here now?
- ▶ Why has it changed so much?
- ▶ Will it ever be the same again?
- ▶ Have you ever been to a stadium?
- ▶ What did you see happening there?
- ▶ Why are stadiums like this built?



# ENGLISH task 5 – Spot the mistakes – common exception words

Read the text and spot the mistakes that have been made. They are all common exception words from Years 1 and 2. I have included the word mat so you can check on the next slide.

## Spot Mr Whoops' Mistakes

Mr Whoops is a little bit clumsy...OK, OK, he's a lot clumsy! Even though he's really trying hard with his writing, he's still accidentally misspelt 13 of his Y1/Y2 common exception words. Can you spot his mistakes?

Highlight them in the passage of text.

Could you then correct the words at the bottom of the sheet and create a list for Mr. Whoops to practise?



### Activity 6:

Last week, we went on a school trip to ay museum. Mowst ov our class were allowed to goe but we were tolde we had to be on our best behaviour (sum of my class talk too much so our pore teacher has to shout). On the trip, there were so mane owld items from the passt. The best part was during our hrlf an howr brak where we could go off by ourselves and explore.



# ENGLISH task 5 – Spot the mistakes – common exception words

## Year 1 and 2 Common Exception Words

### Year 1

the they one  
a be once  
do he ask  
to me friend  
today she school  
of we put  
said no push  
says go pull  
are so full  
were by house  
was my our  
is here  
his there  
has where  
I love  
you come  
your some

### Year 2

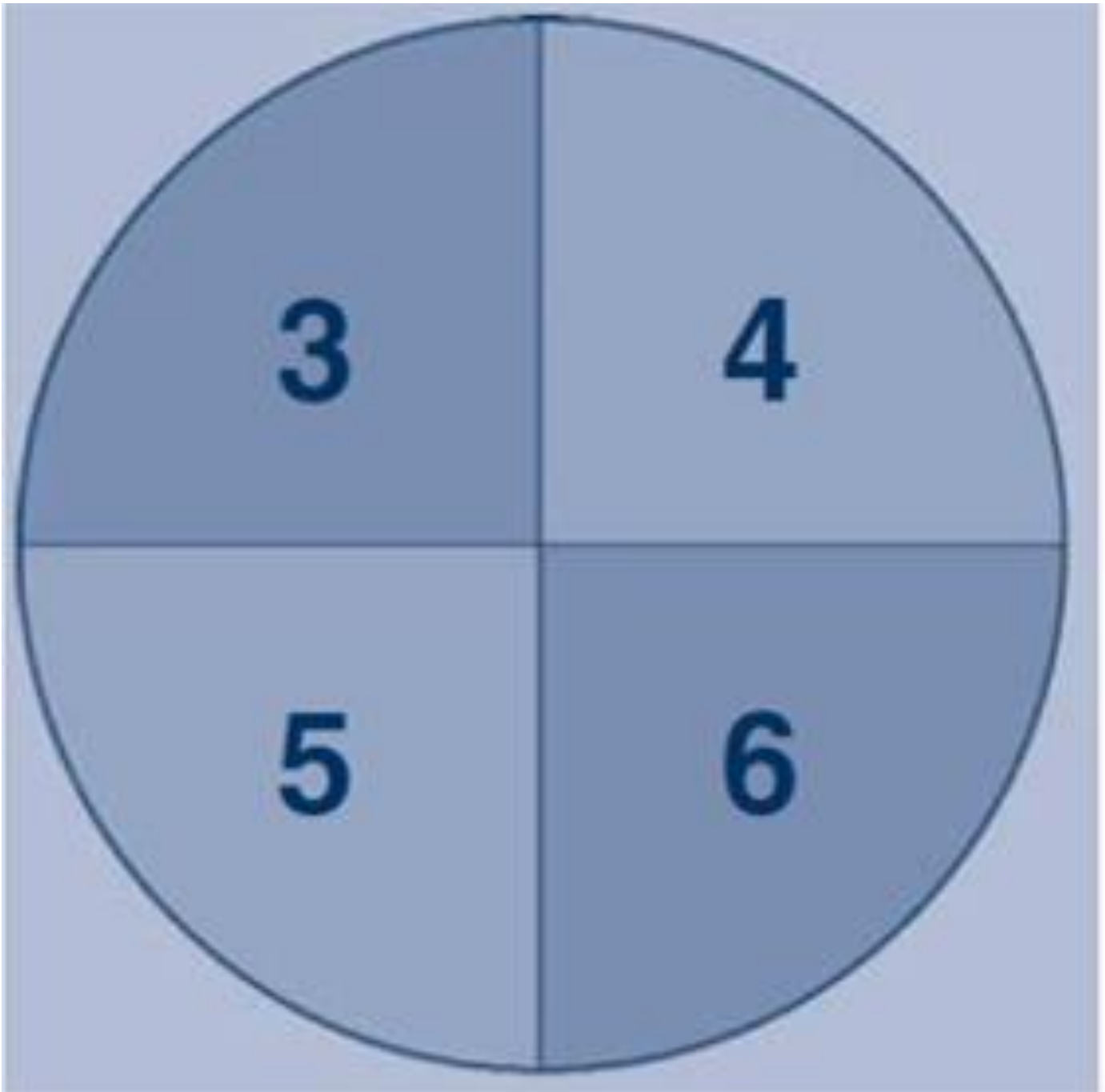
door gold plant clothes  
floor hold path busy  
poor told bath people  
because every hour water  
find great move again  
kind break prove half  
mind steak improve money  
behind pretty sure Mr  
child beautiful sugar Mrs  
children after eye parents  
wild fast could Christmas  
climb last should everybody  
most past would even  
only father who  
both class whole  
old grass any  
cold pass many

# **MATHS task 1 – times tables practise**

Use 'Hit the Button' to practise your times tables and number bonds.

<https://www.topmarks.co.uk/maths-games/hit-the-button>

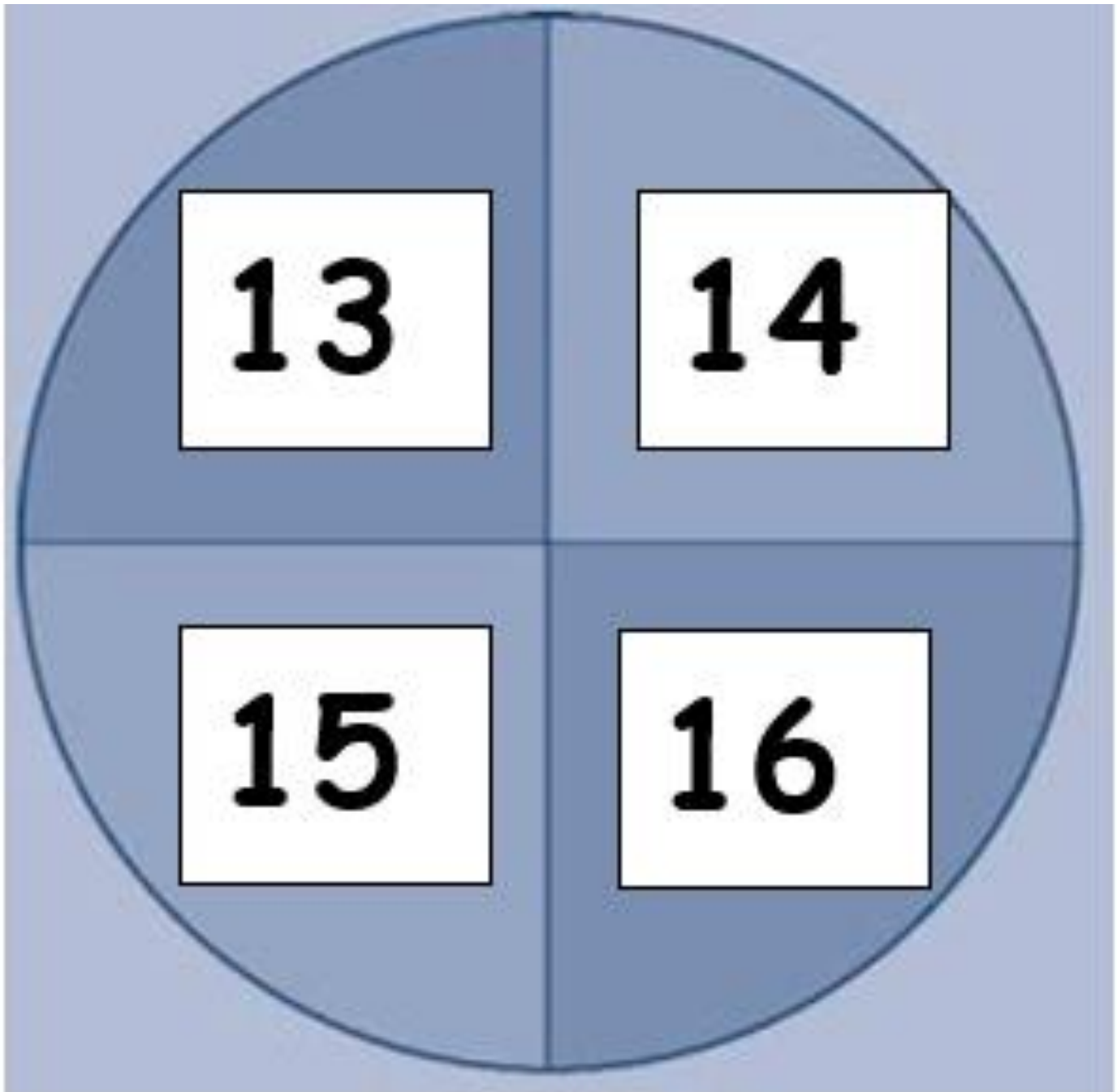
## MATHS task 2 – Dart board addition



Here is a dart board. You have three darts. What scores could you get?

## MATHS task 2 – Dart board addition

### CHALLENGE board





Here is a dart board. You have three darts. What scores could you get?

## MATHS task 3 – Data collection – tally charts

Ask as many of your family and friends as possible what their favourite jam tart flavour is from the flavours below. Record your results as a tally.

A tally is one mark for one vote but when you reach the fifth vote, we draw a line through the first four to create a block of 5. This makes it easier to count the results afterwards in groups of 5 rather than starting from 1 all the time.

**For example:**

Flavour	Tally	total
Strawberry		4
Raspberry		8

## MATHS task 3 – Data collection – tally charts

Here are what the numbers 1 to 10 look like as tallies.

1		6	
2		7	
3		8	
4		9	
5		10	

Go to the next slide to see the jam tart flavours and the tally chart to collect your results.



## MATHS task 3 – Data collection

### Tally chart of my family and friends favourite jam tart flavours

<b>Flavour</b>	<b>Tally</b>	<b>Total</b>
Apricot		
Blackcurrant		
Strawberry		
Raspberry		
Lemon curd		


## MATHS task 4 – Data collection – bar graph

Now turn your tally results into a bar graph. Each square is worth 1. Colour in the correct amount of squares to show how many votes each jam tart flavour received.

The bar graph has a maximum of 16 squares for each flavour. If you asked more than 16 people, you can make each square worth 2 and record up to 32 votes for each flavour. I have prepared two different graphs for you so choose which one you will need to use based on how many people you asked.




# MATHS task 4 – Data collection – bar graph



# MATHS task 5 – Maths challenges

## Sum up

Choose from these four cards.



Make these totals:

- 9
- 10
- 11
- 12
- 13
- 14
- 15

What other totals can you make from the cards?

# TOPIC – task 1 – Food around the World.

Enjoy looking at these pictures and seeing foods from around the world and the countries they originated before completing the matching worksheet.

scones



UK



twinkl.com

sunday dinner



UK



twinkl.com



TOPIC – task 1 – Food around the World.

fish and chips



UK



twinkl.co.uk

toad in the hole



UK



twinkl.co.uk

# TOPIC – task 1 – Food around the World.

Xiaolongbao (pork bun)



China



twinkl.com

pulled noodles



China



twinkl.co.uk



# TOPIC – task 1 – Food around the World.

congee



China



twinkl.com

croissants



France



twinkl.co.uk

# TOPIC – task 1 – Food around the World.

escargot



France



twinkl.co.uk

crepes



France



twinkl.co.uk



# TOPIC – task 1 – Food around the World.

schnitzel



Germany



twinkl.com

strudel



Germany



twinkl.com

# TOPIC – task 1 – Food around the World.

bratwurst



Germany



twinkl.com

lebkuchen



Germany



twinkl.com



# TOPIC – task 1 – Food around the World.

spices



India



twinkl.co.uk

naan bread



India



twinkl.com



# TOPIC – task 1 – Food around the World.

curry



India



twinkl.co.uk

pizza



Italy



twinkl.co.uk



# TOPIC – task 1 – Food around the World.

spaghetti carbonara



Italy



twinkl.com

gelato



Italy



twinkl.com

# TOPIC – task 1 – Food around the World.

spaghetti bolognaise



Italy



twinkl.com

sushi



Japan



twinkl.com



**TOPIC – task 1 – Food around the World.**

**udon**



**Japan**



twinkl.com

**rice balls**



**Japan**



twinkl.com

# TOPIC – task 1 – Food around the World.

**burrito**



**Mexico**



[twinkl.co.uk](https://www.twinkl.co.uk)

**tacos**



**Mexico**



[twinkl.com](https://www.twinkl.com)



# TOPIC – task 1 – Food around the World.

enchiladas



Mexico



twinkl.co.uk

nachos



Mexico



twinkl.co.uk

# TOPIC – task 1 – Food around the World.

potato pancakes



Poland



twinkl.co.uk

Polish dumplings



Poland



twinkl.co.uk



# TOPIC – task 1 – Food around the World.

poppy seed roll



Poland



Polish stew



Poland



# TOPIC – task 1 – Food around the World.

## Thai red curry



Thailand



twinkl.co.uk

## Thai green curry



Thailand



twinkl.co.uk



# TOPIC – task 1 – Food around the World.

vegetable carvings



Thailand



twinkl.co.uk

apple pie



USA



twinkl.com

# TOPIC – task 1 – Food around the World.

beef burgers



USA



twinkl.com

hot dog



USA



twinkl.co.uk




# TOPIC – task 1 – Food around the World.

## Food from Around the World

Match the food to the correct flag and name of the country that it comes from.



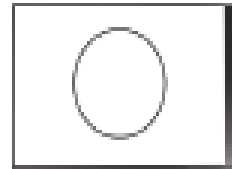
crêpe



Mexico




hot dog



Japan




sushi



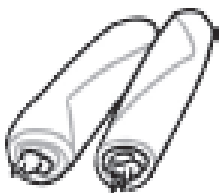
Italy



taco



U.S.A.




spring rolls



United Kingdom



fish and chips



France



pasta



China

# TOPIC – task 2 – Journey of the banana

My comic strip describing the journey of a Fairtrade banana		
Bananas growing on a tree - They are grown in hot countries	Freshly cut bananas - Bananas are harvested into clusters	Labelling the bananas - They are washed, labelled and boxed
Sorting bananas at the warehouse - They are inspected and sorted	Loading bananas onto a ship - They take 6 days to arrive	Fairtrade bananas on sale - Buying Fairtrade helps farmers

## **TOPIC – task 3 – countries and their continents**

See if you can find out which continents these countries are on. Remember, there are 7 continents to choose from:

**Africa**

**Antarctica**

**Asia**

**Australasia/Oceania**

**Europe**

**North America**

**South America**

The countries to search for are on the next slide....

# TOPIC – task 3 – countries and their continents

Country	Continent
Brazil	
Kenya	
Canada	
Greenland	
Bangladesh	
Lithuania	
Denmark	
Cuba	
Argentina	
Poland	
Ethiopia	
Pakistan	
Ghana	