

Year 2

Home Learning Pack



Week beginning
29th June 2020

Home learning tasks – Week 16 – WB 29th June 2020 – Year 2

Please see the included worksheets and/or examples to help you complete the learning activities in this pack. They are all on the PDF PowerPoint on the school website ready to print.

English

Task	Activity	Resources in pack
1	Spellings – Practise writing this week’s spellings and using them in a sentence (as our homework each week). Also check Spelling Frame for some new spellings to practise online linked to our spelling rules.	<ul style="list-style-type: none"> • Spelling grid on PPT. • Spelling Frame
2	‘Small Town Superheroes’ – play this game online – it’s a fun way to learn and practise different spelling, grammar and punctuation rules.	<ul style="list-style-type: none"> • Link on PPT
3	‘Tuesday’ – This is one of my favourite books that I have used with Year 2 so I thought I would share it here with you all. Have a look at the front cover and predict what you think it might be about.	<ul style="list-style-type: none"> • Front cover of text
4	‘Tuesday’ – Have a look through the PPT of the story – it’s a special story because it has hardly any words! Using what you can see from the pictures, create a role on the wall about the characters of the frogs. I have started this for you on the PPT.	<ul style="list-style-type: none"> • Role on the wall template
5	Common exception words – read the short text and see if you can spot the mistakes that Mr Whoops has made. He has spelt some of the common exception words wrong. See if you can find them and then correct them.	<ul style="list-style-type: none"> • Mr Whoops text on PPT. • Common exception word mat on PPT.

Maths

Task	Activity	Resources in pack
1	Times tables practise: Practise your times tables on ‘Hit the Button’, Times Tables Backstars or using any of the other resources from the previous weeks. OR Number bonds practise to 10 and 20: Carrying on practising using ‘Hit the Button’ or playing the game ‘Ping-Pong’ that was on a learning pack a few weeks ago.	<ul style="list-style-type: none"> • https://www.topmarks.co.uk/maths-games/hit-the-button
2	Money – order the 8 coins in our currency in order from smallest to largest. You can either use the sheet provided on the PPT or see if your family have the coins for you to do this for real!	<ul style="list-style-type: none"> • Coin ordering on PPT.
3	Money – There are different questions included on the PPT for you to solve. Some involve you adding together different coins and writing the total and some involve you solving word problems.	<ul style="list-style-type: none"> • Range of worksheets on PPT.

Topic – ‘Down the Rabbit Hole’

+

Task	Activity	Resources in pack
1	Human stages of growth – Look at the pictures of the different stages of human life and put them in order. When you have ordered them, write some of the different things that we can do at each stage. E.g. baby – cry, eat, sleep, adult – drive, work, get married etc.	<ul style="list-style-type: none"> • Stages of growth sheet on PPT.
2	Eat well food plate – study the ‘Eat well food plate’ and learn the different food groups and what types of food are in each. Have a look in your kitchen cupboards at home and see if you can identify what food groups they belong to.	<ul style="list-style-type: none"> • Eat well plate on PPT.
3	Food groups – Use the food pyramid to sort the different foods into their correct food groups.	<ul style="list-style-type: none"> • Food pyramid on PPT.

ENGLISH task 1 - Spellings

WB 29th June 2020

Spellings homework

Practise our class spellings so that you can confidently spell them. Then for each word, write or say one sentence using it, just like we do each week in our homework books.

Spelling word	Practise 1	Practise 2	Practise 3
half			
money			
eye			
find			
told			
Christmas			

ENGLISH task 2 – ‘Small Town Superheroes’ – online game


Play this game online – it lets you practise lots of different spelling, grammar and punctuation rules that we need to know in year 2 and beyond. It’s also a bit of fun!

https://www.bbc.co.uk/bitesize/topics/zd63xyc/articles/zn_cgvk7

ENGLISH task 3 – Story task – ‘Tuesday’

Make your predictions about what you think this story will be about.

Look closely at this front cover and see if you can spot some of the characters and where the story might be set.



Also see the ‘Tuesday’ PPT which has the whole story.

ENGLISH task 4 – ‘Tuesday’ – Role on the wall (Remember: words on the outside describe what the frogs look like and words on the inside describe what they are like as characters).

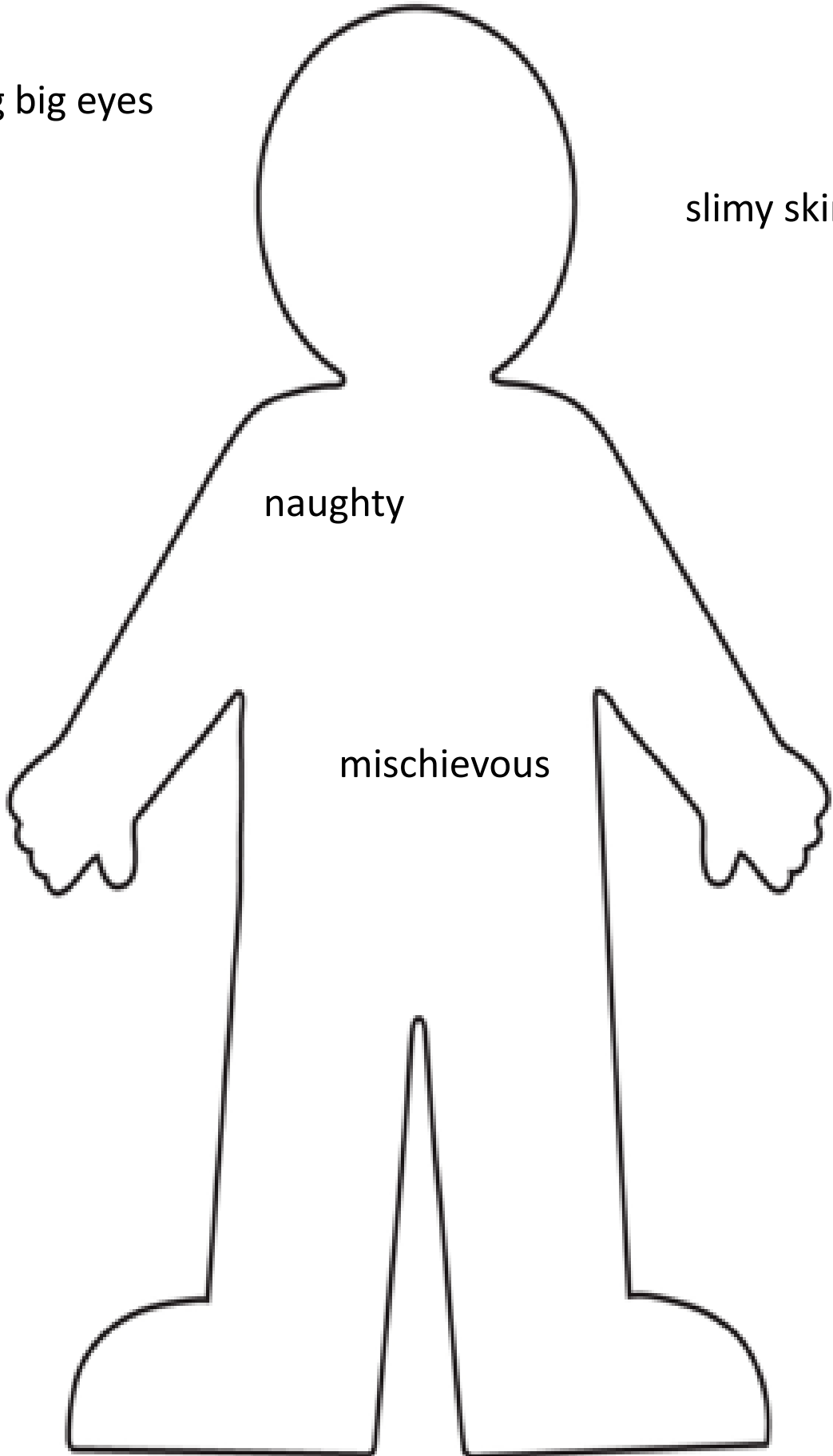
The frogs

bulging big eyes

slimy skin

naughty

mischievous



ENGLISH task 5 – Spot the mistakes – common exception words

Read the text and spot the mistakes that have been made. They are all common exception words from Years 1 and 2. I have included the word mat so you can check on the next slide.

Spot Mr Whoops' Mistakes

Mr Whoops is a little bit clumsy...OK, OK, he's a lot clumsy! Even though he's really trying hard with his writing, he's still accidentally misspelt 11 of his Y1/Y2 common exception words. Can you spot his mistakes?

Highlight them in the passage of text.

Could you then correct the words at the bottom of the sheet and create a list for Mr. Whoops to practise?



Activity 9:

Nowe matter what the weather is like, evry Sunday, Granny and Grandad will pute on their boots and go for a walk. When it rains, Mum always says, "You arr out of your mynd! Whoe would enjoy walking in weather like this?" Bothe of them laugh and say, "Grab ur coats and cume with us. We can pas the café and have wone cake or maybe even two."

ENGLISH task 5 – Spot the mistakes – common exception words

Year 1 and 2 Common Exception Words

Year 1

the they one
a be once
do he ask
to me friend
today she school
of we put
said no push
says go pull
are so full
were by house
was my our
is here
his there
has where
I love
you come
your some

Year 2

door gold plant clothes
floor hold path busy
poor told bath people
because every hour water
find great move again
kind break prove half
mind steak improve money
behind pretty sure Mr
child beautiful sugar Mrs
children after eye parents
wild fast could Christmas
climb last should everybody
most past would even
only father who
both class whole
old grass any
cold pass many

MATHS task 1 – times tables practise

Use 'Hit the Button' to practise your times tables and number bonds or any of the other resources from the last few weeks.

<https://www.topmarks.co.uk/maths-games/hit-the-button>

MATHS task 2 – money practise – ordering coins

Ordering Coins

Cut and paste the coins below and arrange them from smallest value to largest value in the boxes.











--	--	--	--	--	--	--	--

Smallest value

Largest value



MATHS task 3 – Money addition – adding together different combinations of coins

1.  How much? _____	2.  How much? _____
3.  How much? _____	4.  How much? _____
5.  How much? _____	6.  How much? _____
7.  How much? _____	8.  How much? _____
9.  How much? _____	10.  How much? _____

MATHS task 3 – Money word problem challenges

Challenge 1

1. Janet buys a pen for 14p and a rubber for 12p. How much does she spend?

2. Alex gives his friend 15p. He is left with 10p. How much did he have to begin with?

3. Hamed buys an apple for 16p. He pays with a 20p coin. How much change does he receive?

4. Tomas is given 20p by a friend. He had 13p already. How much does he have now?

5. Alma has three 10p coins. She buys a bottle of water for 18p. How much money will she have left?

6. Nura has four coins. She has 12p. What coins must she have?

MATHS task 3 – Money word problem challenges

Challenge 2

1. Janet buys a pen for 34p and a rubber for 22p. How much does she spend?

2. Alex gives his friend 35p. He is left with 20p. How much did he have to begin with?

3. Hamed buys some apples for 76p. He pays with a £1 coin. How much change does he receive?

4. Tomas is given 45p by a friend. He had 38p already. How much does he have now?

5. Alma has four 20p coins. She buys a bottle of water for 58p. How much money will she have left?

6. Nura has four coins. She has 36p. What coins must she have?

MATHS task 3 – Money word problem challenges

Challenge 3 – super challenge!

1. Janet buys 2 pens for 34p each and a rubber for 22p. How much does she spend?

2. Alex gives one friend 35p and the other 45p. He is left with 40p. How much did he have to begin with?

3. Hamed buys some apples for 76p and pears for 49p. He pays with a £2 coin. How much change does he receive?

4. Tomas is given 65p by a friend. He now has £1.08. How much did he have before his friend gave him some money?

5. Alma has three 50p coins. She buys two bottles of water for 62p each. How much money will she have left?


6. Nura has four coins. She has 77p. What coins must she have?

MATHS task 4 – Monster task

Find all the different ways you can buy the monster which costs 45p using **ONLY** silver coins. Then complete the rest of the challenge.

Monster

Alesha bought a monster using only silver coins.
It cost her 45p.



There are nine different ways to pay 45p exactly using only silver coins.

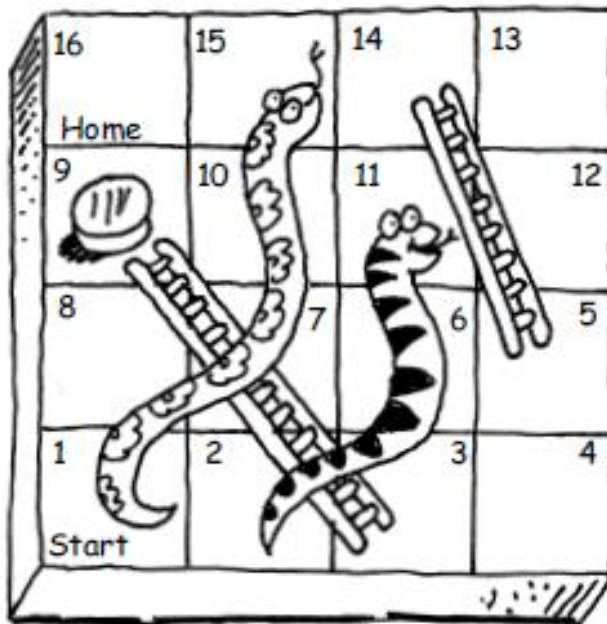
Find as many as you can.

What if the monster cost 50p?

How many different ways are there to pay now?

MATHS task 5 – Maths challenges

Snakes and ladders



Your counter is on 9.

You roll a 1 to 6 dice.

After two moves you land on 16.

Find all the different ways you can do it.

Now think of other questions you could ask.



TOPIC – task 1 – stages of human growth

Order the pictures of the different stages of human growth. Then, for each stage, write some of the things that we do at each stage.

The Stages of Growth

Cut out the cards and stick them in the correct order.

--	--	--	--	--



TOPIC – task 2 – Eat Well Plate

THE EATWELL PLATE

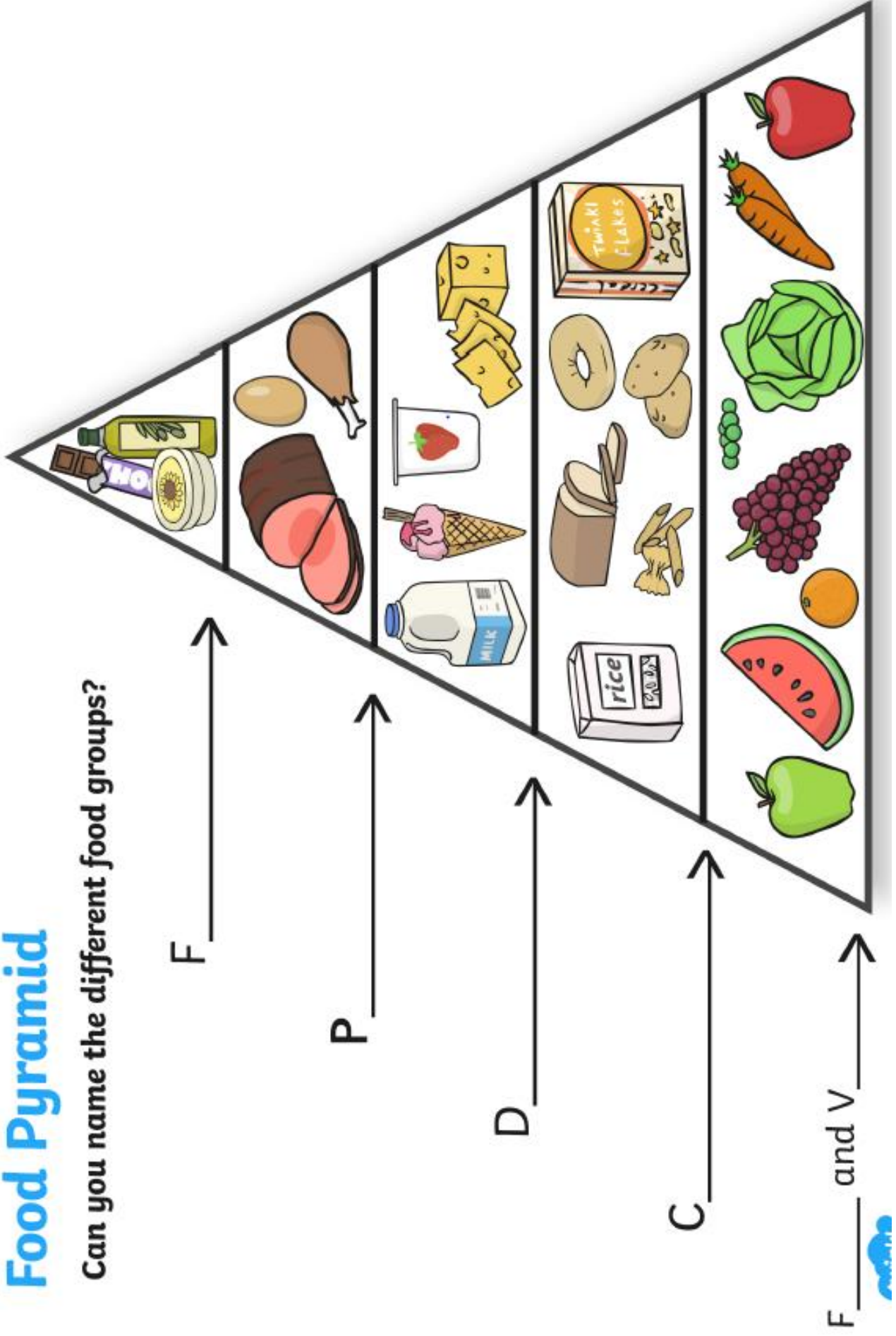
A guide to the right balance of the five main food groups



TOPIC – task 3 – Food pyramid

Food Pyramid

Can you name the different food groups?

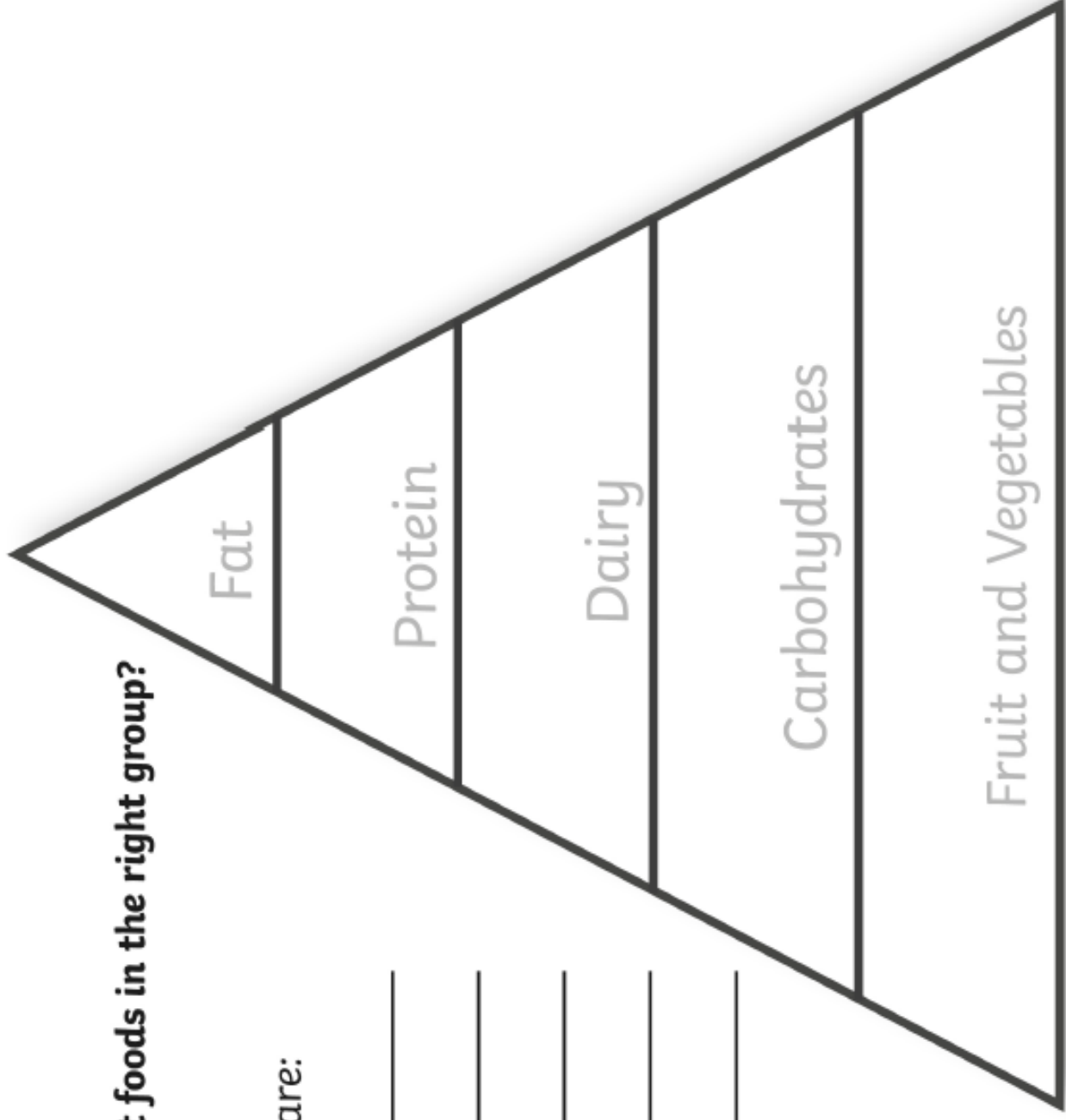


TOPIC – task 3 – Food pyramid

Food Pyramid

Can you put the different foods in the right group?

My favourite foods are:



TOPIC – task 3 – Food pyramid

Food Pyramid

Can you cut out the different foods and put them in the right group on the pyramid?

