

Year 2

Home Learning Pack



Week beginning
1st June 2020

Home learning tasks – Week 12 - WB 1st June 2020 – Year 2

Please see the included worksheets and/or examples to help you complete the learning activities in this pack. They are all on the PDF PowerPoint on the school website ready to print.

English

Task	Activity	Resources in pack
1	Practise writing this week's spellings and using them in a sentence (as our homework each week). Also check Spelling Frame for some new spellings to practise online linked to our spelling rules.	<ul style="list-style-type: none"> • Spelling grid • Spelling Frame
2	<u>Alice role on the wall</u> – read the story on the PPT and then complete a role on the wall about Alice – remember on the inside we write all the words that describe what she is like as a person and around the outside, we write all the words that describe her appearance. I have started one on the PPT.	<ul style="list-style-type: none"> • Story PPT • Role on the wall
3	<u>Alice in Wonderland reading comprehension</u> – either read this yourself or ask your parent or older sibling to read it to you and then try to see if you can make these inferences and answer the questions. There are different sheets with different questions to choose which one you'd like to do. If you find the inference difficult, then read it together and discuss what happens in this part of the story.	<ul style="list-style-type: none"> • Alice in Wonderland inference challenge text and questions
4	<u>Sentence doctor</u> – the sentences about the picture of the horses are not very exciting. See if you can improve them by including adjectives and more detail to make them as interesting and exciting as possible. You could even write a short story using the picture as your starter.	<ul style="list-style-type: none"> • Horse picture and sentences.
5	<u>Common exception words</u> – read the short text and see if you can spot the mistakes that Mr Whoops has made. He has spelt some of the common exception words wrong. See if you can find them and then correct them.	<ul style="list-style-type: none"> • Mr Whoops text • Common exception word mat

Maths

Task	Activity	Resources in pack
1	<u>Times tables practise:</u> Use the games on 'Hit the Button' to practise answering quick-fire questions about your times tables. <u>OR</u> <u>Number bonds practise to 10 and 20:</u> Use the games on 'Hit the Button' to practise answering quick-fire questions about your number bonds.	<ul style="list-style-type: none"> • https://www.topmarks.co.uk/maths-games/hit-the-button
2	<u>Card Sharp – making 12</u> – follow the instructions on the PPT to solve this problem.	<ul style="list-style-type: none"> • Card Sharp task

3	Multiplication challenge – How many equal groups can you share the number 20 into? Once you've tried it for 20, try it for these numbers: 12, 24, 30.	<ul style="list-style-type: none"> • Questions and example on PPT.
4	Observation skills spot the difference – test your observation skills and see if you can spot the 10 differences between the 2 pictures of Alice. See if you can use the language of position to help you – 'the picture on the left..... but the picture on the right and other language like 'above', 'below', 'underneath', 'next to' etc.	<ul style="list-style-type: none"> • Alice spot the difference task
5	Challenges <ul style="list-style-type: none"> • Bean bag challenge • 0-9 digit card challenge • Multiplication challenge 	<ul style="list-style-type: none"> • Challenge questions

Topic – 'Down the Rabbit Hole'

We would have begun our topic using Atlases and other resources to help the White Rabbit find his way back to the UK after his holidays and exploring 'Wonderland'. I've put some activities below all linked to using maps and learning more about the Continents, Oceans and Countries of the world. There are links to songs and maps which will help you complete these tasks.

Task	Activity	Resources in pack
1	Continents and Oceans – refresh your memories by learning what the 7 Continents and 5 Oceans are of the world. We have done something similar in class so this is to remind you. Use the songs to learn their names and then label the map with them all. There are 2 maps – one for the continents and one for the oceans but you could label both on the same sheet.	<ul style="list-style-type: none"> • Continents song - https://www.youtube.com/watch?v=KxQ0WLDxvU • Oceans song - https://www.youtube.com/watch?v=X6BE4VcYngQ • Continents labelling sheet • Oceans labelling sheet
2	Capital cities challenge – Can you find out the names of these European capital cities? See the sheet for the countries you need to find out.	<ul style="list-style-type: none"> • European Countries and Capitals sheet
3	World Flag challenge – Can you find out which countries the flags on the PPT belong to?	<ul style="list-style-type: none"> • Flags on PPT.

ENGLISH task 1 - Spellings

WB 1st June 2020


Spellings homework

Practise our class spellings so that you can confidently spell them. Then for each word, write or say one sentence using it, just like we do each week in our homework books.

Spelling word	Practise 1	Practise 2	Practise 3
floor			
poor			
kind			
mind			
behind			
child			

ENGLISH task 2 – Alice Role on the Wall

Read the story on the PPT and then complete a role on the wall about Alice.




ENGLISH task 3 – Reading

comprehension

Read one of the text pages and answer the questions practising making inferences. There are other pages on the PDF.

Alice's Adventures in Wonderland

by Lewis Carroll - Down the Rabbit Hole



Alice was beginning to get very tired of sitting by her sister on the bank, and of having nothing to do: once or twice she had peeped into the book her sister was reading, but it had no pictures or conversations in it, 'and what is the use of a book,' thought Alice 'without pictures or conversation?'

So she was considering in her own mind (as well as she could, for the hot day made her feel very sleepy and stupid), whether the pleasure of making a daisy-chain would be worth the trouble of getting up and picking the daisies, when suddenly a White Rabbit with pink eyes ran close by her.

There was nothing so very remarkable in that; nor did Alice think it so very much out of the way to hear the rabbit say to itself,

'Oh dear! Oh dear! I shall be late!' (when she thought it over afterwards, it occurred to her that she ought to have wondered at this, but at the time it all seemed quite natural); but when the rabbit actually took a watch out of its waistcoat pocket, and looked at it, and then hurried on, Alice started to her feet, for it flashed across her mind that she had never before see a rabbit with either a waistcoat-pocket, or a watch to take out of it, and burning with curiosity, she ran across the field after it, and fortunately was just in time to see it pop down a large rabbit-hole under the hedge.

In another moment down went Alice after it, never once considering how in the world she was to get out again.

ENGLISH task 3 – Reading

comprehension

Read one of the text pages and answer the questions practising making inferences.

ALICE'S ADVENTURES IN WONDERLAND

Questions

1. Why does Alice feel tired if she is doing nothing?

2. Why do you think Alice believes that a book with no pictures is useless?

3. Alice says that a hot day makes you feel stupid. Do you agree with her? Explain your opinion.

4. If the White Rabbit had not come along, do you think Alice would have made a daisy chain? Why do you think that?

5. If Alice had thought for a moment about following the White Rabbit, do you think she would have jumped into the hole? Why do you think that?

ENGLISH task 4 – Sentence doctor task



ENGLISH task 4 – Sentence doctor task

Use the picture on the previous page and make these sentences as exciting and as interesting as possible.

The horses ran across the field.
They were white. They were
moving very quickly.

For example: The huge white horses sped
quickly across the fresh green fields
rushing to get to the other side.





ENGLISH task 5 – Spot the mistakes – common exception words

Read the text and spot the mistakes that have been made. They are all common exception words from Years 1 and 2. I have included the word mat so you can check on the next slide.

Spot Mr Whoops' Mistakes

Mr Whoops is a little bit clumsy...OK, OK, he's a lot clumsy! Even though he's really trying hard with his writing, he's still accidentally misspelt 12 of his Y1/Y2 common exception words. Can you spot his mistakes?

Highlight them in the passage of text.

Could you then correct the words at the bottom of the sheet and create a list for Mr. Whoops to practise?



Activity 5:

ew have sports day next week and I'm sor it'll eb so much fun! Evrybodi hsa to join in, evn if you don't like playing sports. I didn't want to join in last year because I'm not grate at any sport but ym teacher says it's not about being the best, it's about trying to inpruve each year. I want to prouve to myself that I can run faste and make rM Gill proud.

ENGLISH task 5 – Spot the mistakes – common exception words

Year 1 and 2 Common Exception Words

Year 1

the they one
a be once
do he ask
to me friend
today she school
of we put
said no push
says go pull
are so full
were by house
was my our
is here
his there
has where
I love
you come
your some

Year 2

door gold plant clothes
floor hold path busy
poor told bath people
because every hour water
find great move again
kind break prove half
mind steak improve money
behind pretty sure Mr
child beautiful sugar Mrs
children after eye parents
wild fast could Christmas
climb last should everybody
most past would even
only father who
both class whole
old grass any
cold pass many

MATHS task 1 – times tables practise

Use 'Hit the Button' to practise your times tables and number bonds.

<https://www.topmarks.co.uk/maths-games/hit-the-button>

MATHS task 2 – Card Sharp task – making 12

Card sharp

Take ten cards numbered 0 to 9.



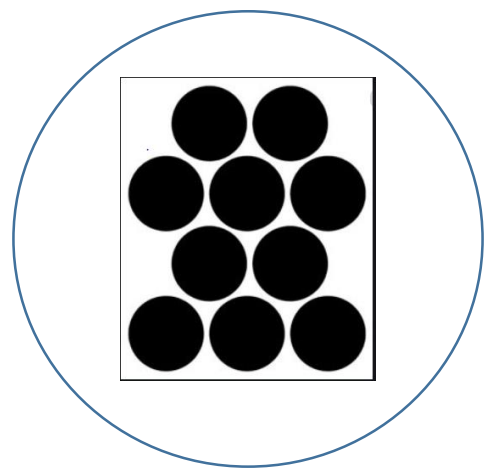
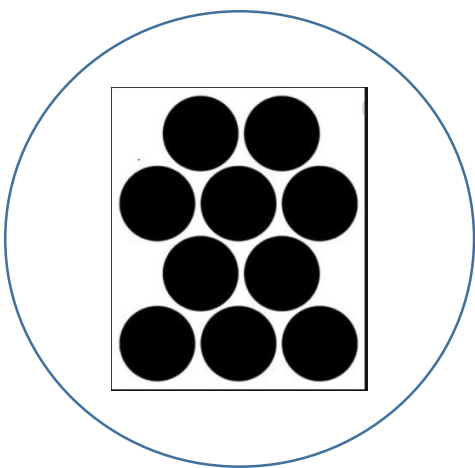
1. Pick three cards with a total of 12.
You can do it in 10 different ways.
See if you can record them all.
2. Now pick four cards with a total of 12.
How many different ways can you do it?
3. Can you pick five cards with a total of 12?

MATHS task 3 – Multiplication – equal groups

You have 20 counters. How many equal groups can you share them into?

For example:

2 x 10 or 2 groups of 10



How many other ways can you find? For each one, write a number sentence and draw a picture, just like I have done.



**Challenge: Now try for these numbers:
12, 24, 30**

MATHS task 4 – Observation task

Spot the difference

Can you spot the 10 differences between the 2 pictures below? See if you can use language linked to position e.g. on the left, right, above, below, underneath etc.

There are 10 differences in the pictures below, can you find them?



MATHS task 5 – Maths challenges

Bean-bag buckets

Dan threw 3 bean-bags.

Each bag went in a bucket.

More than one bag can go in a bucket.



Score 1



Score 2



Score 3



Score 4

1. What is the highest score Dan can get?
2. Find three ways to score 6.
3. Find three ways to score 9.
4. What other scores can Dan get?

MATHS task 5 – Maths challenges

Number challenge

You have the digit cards 0 to 9



You can only use each card once

What is the largest even number you can make? _____

What is the largest odd number you can make? _____

What is the number closest to 50 you can make? _____

MATHS task 5 – Maths challenges

Missing numbers

$$16 = 2 \times \square$$

What number could be written in the box?

Missing numbers

$$14 = 2 \times \square$$

What number could be written in the box?

Missing numbers

$$12 = 2 \times \square$$

What number could be written in the box?

Missing numbers

$$10 = 2 \times \square$$

What number could be written in the box?

Missing numbers

$$18 = 2 \times \square$$

What number could be written in the box?

Missing numbers

$$20 = 2 \times \square$$

What number could be written in the box?

TOPIC – task 1 – World Continents and Oceans

Use the songs below to help learn and remember the names of the 7 continents and the 5 oceans and where they are in the world. You could also use Atlases, if you have one, a world map or go on Google Earth to explore the world in more detail.

Continents song

<https://www.youtube.com/watch?v=KxQ0WLIDxvU>

Oceans song

<https://www.youtube.com/watch?v=X6BE4VcYngQ>

Google Earth

https://www.google.co.uk/intl/en_uk/earth/

World map

<https://geology.com/world/world-map.shtml>

TOPIC – task 2 – European Countries and their Capital Cities

European Countries and Capital Cities

Write down the capital cities of the countries below. Don't forget capital letters!

France -	P _____
Germany -	_____
Spain -	M _____
Italy -	_____
Portugal -	L _____
Sweden -	S _____
Norway -	O _____
Finland -	_____
Hungary -	B _____
Ireland -	D _____
Iceland -	R _____
Poland -	_____
Czech Republic -	P _____
Latvia -	_____
Belarus -	_____




TOPIC – task 3 – Flags of the World

See if you can find out which countries these flags belong to.



TOPIC – task 3 – Flags of the World

See if you can find out which countries these flags belong to. They are the flags for some of the countries mentioned on the previous task.



TOPIC – task 3 – Flags of the World

See if you can find out which countries these flags belong to.

