

Year 2

Home Learning Pack



Week beginning
15th June 2020

Home learning tasks – Week 14 – WB 15th June 2020 – Year 2

Please see the included worksheets and/or examples to help you complete the learning activities in this pack. They are all on the PDF PowerPoint on the school website ready to print.

English

Task	Activity	Resources in pack
1	Spellings - Practise writing this week's spellings and using them in a sentence (as our homework each week). Also check Spelling Frame for some new spellings to practise online linked to our spelling rules.	<ul style="list-style-type: none">• Spelling grid on PPT.• Spelling Frame
2	Alice in Wonderland – Poetry – reading task – read the poem and enjoy it with someone else in your family.	<ul style="list-style-type: none">• Poem on PPT.
3	Alice in Wonderland – Poetry – reading task – now you've read the poem, complete a 'tell me square' about it writing things you liked and disliked about it, any questions you want to ask about it or ask the characters in the poem and any links you can make to any other books or poems you have read or to the story of Alice in Wonderland.	<ul style="list-style-type: none">• Poem on PPT• 'Tell me square' template on PPT.
4	Alice in Wonderland – Poetry – questions – using the poem you have read, now answer these questions about it.	<ul style="list-style-type: none">• Questions on PPT.
5	Common exception words – read the short text and see if you can spot the mistakes that Mr Whoops has made. He has spelt some of the common exception words wrong. See if you can find them and then correct them.	<ul style="list-style-type: none">• Mr Whoops text on PPT.• Common exception word mat on PPT.

Maths



Task	Activity	Resources in pack
1	Times tables practise: Play the 2x, 5x and 10x times table games on the PPT. You can time yourself to see how quick it takes you to work round the board or play them as a game with someone. Challenge – 3x table game. OR Number bonds practise to 10 and 20: Carrying on practising using 'Hit the Button' or playing the game 'Ping-Pong' that was on a learning pack a few weeks ago.	<ul style="list-style-type: none">• 2x, 5x, 10x times table games• Challenge – 3x table• https://www.topmarks.co.uk/maths-games/hit-the-button
2	Addition and Subtraction practise – Complete the set of questions you feel most comfortable answering using the method you are confident with (drawing number lines, the Diennes etc.) Challenge – complete the two-step word problems.	<ul style="list-style-type: none">• Question on PPT.

3	<u>Statistics – Pictograms</u> – Use the pictograms to answer the questions. There are 3 different ones linked to your times tables practise.	<ul style="list-style-type: none"> Pictograms counting in 2, 5 and 10.
4	<u>Statistics – challenges</u> – Using what you did last week making a bar graph, complete the challenge reading the bar graph on the PPT and answering the questions.]	<ul style="list-style-type: none"> Bar graph challenges
5	<u>Challenges</u> <ul style="list-style-type: none"> 'Number lines' – see instructions on the PPT. 	<ul style="list-style-type: none"> 'Number lines' on PPT.

Topic – 'Down the Rabbit Hole'

Task	Activity	Resources in pack
1	<u>Deborah Shapiro – artist</u> – Look at the art work created by Deborah Shapiro and choose which one is your favourite and explain why. Ask your family and see what they think.	<ul style="list-style-type: none"> Shapiro art work on PPT.
2	<u>Cheshire Cat drawing</u> – Draw a picture of the Cheshire cat. There is a picture on the PPT you can use to copy or look on the Internet.	<ul style="list-style-type: none"> Cheshire cat picture on PPT.
3	<u>Cheshire Cat collage</u> – Now you have your drawing of the Cheshire cat, you can either: <ul style="list-style-type: none"> Colour it in using felt-tip pens, colouring pencils or paint. Use ripped paper from magazines in the colours you want to collage it, just like Deborah Shapiro does. <p><u>PLEASE ASK ADULTS PERMISSION BEFORE RIPPING ANY PAGES IN MAGAZINES.</u></p>	

ENGLISH task 1 - Spellings

WB 15th June 2020

Spellings homework

Practise our class spellings so that you can confidently spell them. Then for each word, write or say one sentence using it, just like we do each week in our homework books.

Spelling word	Practise 1	Practise 2	Practise 3
everybody			
parents			
after			
class			
pass			
bath			

ENGLISH task 2 – Alice in Wonderland inspired poetry

Beds – A Dormouse’s Guide.

I have slept in bowls of bright green beans
I have dozed in feathery vests
I have snored in echoing hollow trees
But teapots are the best.

I have dreamed inside an artichoke
Napped in tubs of cress
Been comatose up a griffin’s nose
But teapots are the best.

I would snuggle in an eggshell
Lie lazing on a trout
Could curl up comfy in a cup
But I’d miss that curving spout.

And I’d miss the rattle of the lid,
Wouldn’t want to be without
The hug of woolly cosy,
Of that I have no doubt.

I have snoozed beneath a gutter,
Lullabied by gurgling rain
I have sunk into unconsciousness
In sherry bottles brought from Spain.

I’ve tested beds. It is my quest
To sleep the sweetest sleep. To rest.
And I can say I’ve searched from East to West
And teapots, teapots, teapots are the best.

Jan Dean

ENGLISH task 3 – Poetry – tell me square

Read the poem 'Beds – A Dormouse's Guide' by Jan Dean and write what you like about it, what you dislike about it, what questions you have about it and any connections you can make between this book and other books you know of.



Likes



Dislikes



Questions



Connections

ENGLISH task 4 – Poetry – ‘Beds – A Dormouse’s Guide’ – questions

Answer these questions using the poem to help you:

1. Name 3 places where the dormouse has slept before?
2. What does the dormouse say he would miss when he sleeps in a cup?
3. What type of bottles did he sleep in from Spain?
4. Why do you think that the dormouse thinks teapots are the best place for him to sleep?
5. What’s your favourite places to curl up and fall asleep?

ENGLISH task 5 – Spot the mistakes – common exception words

Read the text and spot the mistakes that have been made. They are all common exception words from Years 1 and 2. I have included the word mat so you can check on the next slide.

Spot Mr Whoops' Mistakes

Mr Whoops is a little bit clumsy...OK, OK, he's a lot clumsy! Even though he's really trying hard with his writing, he's still accidentally misspelt 12 of his Y1/Y2 common exception words. Can you spot his mistakes?

Highlight them in the passage of text.

Could you then correct the words at the bottom of the sheet and create a list for Mr. Whoops to practise?



Activity 7:

Dear Diary,

Yow wud not believe the day I had! My little sister had a colde so shey didn't go too school. She was sad so she threw her breakfast bowl! I had cereal all down myself and I didn't know what to doo. Mum helped me pul my top off and I had to quickly jump in the bathe. I even managed to get it in my eyeye! We had to race out of the house without aney of my books! Luckily, I was ownly five minutes late. My teacher looked shocked when he saw my messy hair. Mum laughed and just said, "Don't asc!"

ENGLISH task 5 – Spot the mistakes – common exception words

Year 1 and 2 Common Exception Words

Year 1

the they one
a be once
do he ask
to me friend
today she school
of we put
said no push
says go pull
are so full
were by house
was my our
is here
his there
has where
I love
you come
your some

Year 2

door gold plant clothes
floor hold path busy
poor told bath people
because every hour water
find great move again
kind break prove half
mind steak improve money
behind pretty sure Mr
child beautiful sugar Mrs
children after eye parents
wild fast could Christmas
climb last should everybody
most past would even
only father who
both class whole
old grass any
cold pass many

MATHS task 1 – times tables practise

2 Times Table Jungle Race

Multiply the numbers on the track. Write them down as you go.
Use a timer to see how long it takes you to get to the bananas!

The track is a circular path with a central hole, divided into segments. The segments contain numbers for multiplication. The path starts at a monkey and ends at bananas. A green leaf with 'x2' is in the center.

START

7 2

10 8

4 6 3

10 2 9 12 7

11 5 1 12 9

8 12

x2

Bananas

MATHS task 1 – times tables practise

5 Times Table Space Race

Multiply the numbers on the track.

Write them down as you go around.

Use a timer to see how long it takes you to finish the race!



The track is a large number 5 shape. The central circle contains $\times 5$. The track is divided into segments with the following numbers:

- Top horizontal segment: 5, 10, 2, 6, 7, 4
- Left vertical segment: 10, 5
- Bottom horizontal segment: 2, 6, 3, 1, 9, 4
- Right vertical segment: 1, 6, 7, 4, 9, 2
- Inner curve (top to bottom): 8, 10, 5, 1, 6, 7, 4, 9, 2, 6, 7, 4, 9, 2

A grid of boxes is provided for writing answers. The first row of boxes contains the numbers 2, 5, 3, 9, 4, 7, 6, 1, 5, 10, 8.



MATHS task 1 – times tables practise

10 Times Table Space Race

Multiply the numbers on the track.

Write them down as you go around.

Use a timer to see how long it takes you to finish the race!



The track is a large number 10. The segments contain the following numbers:

- Top horizontal bar: 3, 8
- Left vertical bar: 9, 7, 6, 5, 4, 3, 2, 1
- Right vertical bar: 1, 2, 3, 4, 5, 6, 7, 8, 9
- Bottom horizontal bar: 3, 8, 7, 6, 5, 4, 3, 2, 1

Central circle: $\times 10$

Answer grid (writing from top to bottom):

1	10	3	2	6	9	4	7	1	8

START



MATHS task 1 – times tables practise

Challenge – try now with the 3x table

3 Times Table Space Race

Multiply the numbers on the track.

Write them down as you go around.

Use a timer to see how long it takes you to finish the race!



The track consists of a large number '3' shape divided into cells. The numbers in the cells are: 4, 10, 2, 6, 3, 1, 5, 4, 7, 9, 8, 7, 5, 1, 6, 7, 2, 4, 3, 4, 2. A central circle contains 'x3'. To the right is a 5x5 grid for recording answers. A rocket icon and 'START' label are at the bottom right.



MATHS task 2 – addition and subtraction practise

Solve these calculations by drawing your own number line or by drawing the diennes, just as we do in class.


<u>Set 1</u>	<u>Set 2</u>	<u>Set 3</u>
$3 + 7 =$	$43 + 35 =$	$43 + 27 =$
$6 + 2 =$	$56 + 21 =$	$54 + 36 =$
$12 + 6 =$	$47 + 22 =$	$78 + 15 =$
$18 + 5 =$	$34 + 32 =$	$46 + 47 =$
$27 + 3 =$	$38 + 41 =$	$35 + 48 =$
$42 + 4 =$	$72 + 16 =$	$52 + 29 =$
$26 + 5 =$	$45 + 23 =$	$29 + 47 =$
$19 + 4 =$	$57 + 22 =$	$41 + 36 =$
$24 - 3 =$	$56 - 23 =$	$53 - 46 =$
$26 - 5 =$	$67 - 32 =$	$73 - 45 =$
$18 - 5 =$	$58 - 31 =$	$87 - 32 =$
$39 - 10 =$	$45 - 15 =$	$46 - 13 =$
$27 - 10 =$	$33 - 11 =$	$94 - 56 =$
$36 - 4 =$	$48 - 21 =$	$78 - 72 =$
$23 - 3 =$	$54 - 23 =$	$65 - 48 =$
$18 - 5 =$	$87 - 32 =$	$54 - 18 =$

MATHS task 2 – addition and subtraction practise

Challenge – now try and solve these word problems. Each one has two steps.

1. John buys 12 pencils one week and 7 the following week. He gives 3 pencils to his friend.

How many pencils does he have left?



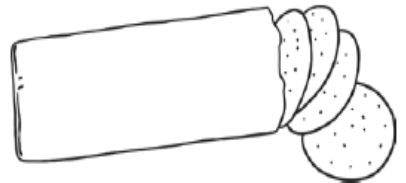
2. Lydia has 15 marbles. She takes them to her friend's house. She loses 3 on the way and 4 in the house.

How many does she have left?




3. Asif has a packet of biscuits. There are 12 in the packet. He gives 6 of the biscuits to some friends. He buys another packet of 12 biscuits.

How many biscuits does he have now?



MATHS task 3 – Statistics – Pictograms

Look at the pictogram and answer the questions about the data.



Which is the least popular sport? _____

Which is the most popular sport? _____

How many children voted for football and swimming? $_ + _ = _$

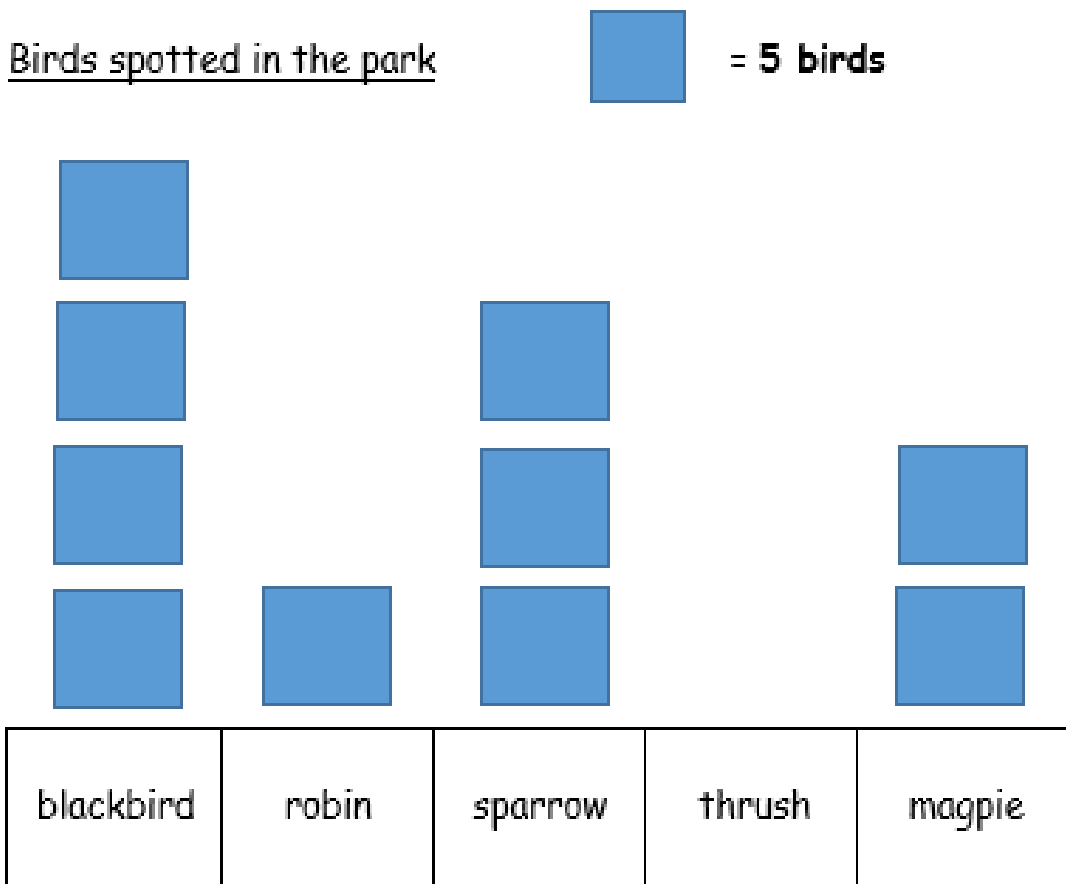
How many children voted for football and tennis? $_ + _ = _$

How many children voted for hockey, basketball and swimming? $_ + _ + _ = _$

How many children voted for hockey, basketball and tennis?
 $_ + _ + _ = _$

MATHS task 3 – Statistics – Pictograms

Look at the pictogram and answer the questions about the data.



Find the difference between sparrows and robins. ____

Find the difference between blackbirds and robins. ____

Find the difference between blackbirds and magpies. ____

Find the difference between blackbirds and thrush. ____

What is the total number of birds? ____

How did you calculate this? _____

Can you think of your own question to ask a friend?

_____?

MATHS task 3 – Statistics – Pictograms

Look at the pictogram and answer the questions about the data.

□

Using the pictogram, sort the statements into true and false.

★ = 10



Statement	True or false?
The horses were the least popular animal.	
The number of chickens seen were half the number of cows.	
The total amount of sheep and pigs were 70.	
The difference between cows and horses was 60.	
There were 10 less chickens than sheep.	

MATHS task 4 – Statistics – Pictograms

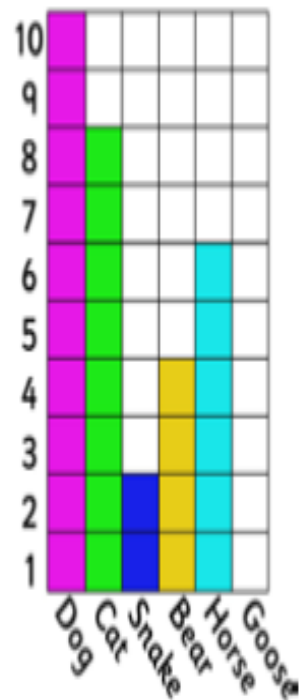
Challenge – use what you have done this week and last week to answer these questions:

Apply your learning

How many people liked dogs the most?

Which was the least favourite animal?

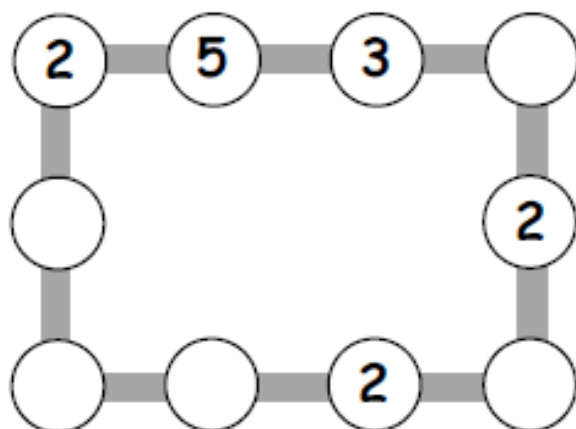
How many people liked dogs or cats?



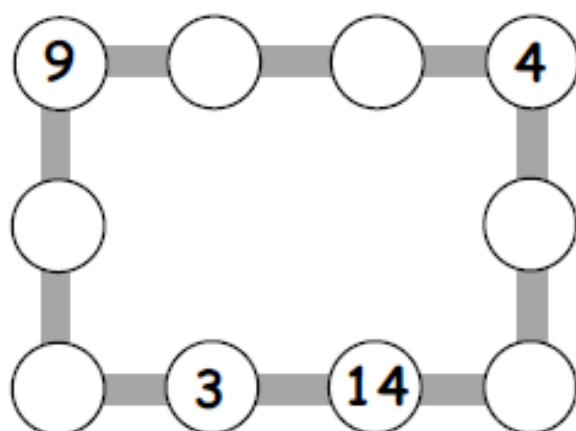
MATHS task 5 – Maths challenges

Number lines

1. Make each line add up to 16.



2. Make each line add up to 20.



3. Make up your own puzzle like this.
Ask a friend to do it.

TOPIC – task 1 – Deborah Shapiro

Look at her art work and choose which one is your favourite and explain why.

Ask your family their opinions.

Deborah Shapiro

My collages are made from torn and cut pages from magazines. No paint is used.

My style weaves a sense of realism with the subject and a sense of abstraction in the details.

Each reflect my love for animals and the everyday experiences in my middle aged, mid-west, suburban life.

Deborah Shapiro



Deborah Shapiro



Deborah Shapiro



Deborah Shapiro



Deborah Shapiro



Deborah Shapiro



Deborah Shapiro



TOPIC – task 2 – The Cheshire Cat

Draw a picture of the Cheshire cat ready for the next task.



TOPIC – task 3 – Cheshire Cat collages

Use your drawing and either:

- Colour it in using felt-tip pens, colouring pencils or paint.
- Use ripped paper from magazines in the colours you want to collage it, just like Deborah Shaprio does.

PLEASE ASK ADULTS PERMISSION
BEFORE RIPPING ANY PAGES IN
MAGAZINES.