

Year 2

Home Learning Pack



Week beginning
13th July 2020

Home learning tasks – Week 18 – WB 13th July 2020 – Year 2

Please see the included worksheets and/or examples to help you complete the learning activities in this pack. They are all on the PDF PowerPoint on the school website ready to print.

English

Task	Activity	Resources in pack
1	Spellings – Practise writing this week's spellings and using them in a sentence (as our homework each week). Also check Spelling Frame for some new spellings to practise online linked to our spelling rules.	<ul style="list-style-type: none"> • Spelling grid on PPT. • Spelling Frame
2	'The Magic Box' – poetry – read the poem and think about what special things you would put into a special box.	<ul style="list-style-type: none"> • Poem on PPT.
3	All about me task – complete the different sections on the template all about yourself. You can then keep this for a year and see how you have changed this time next year or show it to your new teacher. You can also cut it out and hang it up in your room.	<ul style="list-style-type: none"> • Template on PPT
4	Letter to new teachers task – write a letter to your new teacher telling them all about yourself, what subjects you enjoy learning about and what you are most looking forward to about being in Year 3.	<ul style="list-style-type: none"> • Letter starter and lined page on PPT.
5	Common exception words – Complete the word search to find the common exception words listed.	<ul style="list-style-type: none"> • Word search on PPT.

Maths

Task	Activity	Resources in pack
1	Times tables practise: And/or Number bonds practise to 10 and 20: Continue to practise these using any of the resources from the previous weeks.	<ul style="list-style-type: none"> • https://www.topmarks.co.uk/maths-games/hit-the-button
2	Symmetry – See if you can draw a line of symmetry on each shape. A line of symmetry is an imaginary line drawn onto the shape so that when you fold it on the line, both halves would look exactly the same.	<ul style="list-style-type: none"> • Symmetry sheet
3	Symmetry – Reflective Patterns – See if you can reflect the patterns so that each one is symmetrical.	<ul style="list-style-type: none"> • Reflective patterns sheet
4	Number investigations – Consecutive numbers See the PPT for instructions	<ul style="list-style-type: none"> • See PPT
5	Maths Challenges – I have included 3 more Mastery problem solving challenges designed to use high level maths thinking. They may take you a few attempts to solve but don't give up! See if you can solve them.	<ul style="list-style-type: none"> • 3x challenges.

Topic – RE – Special foods

Task	Activity	Resources in pack
1	What foods are special to me? Draw a poster or create a list of the foods which are special to you and the reasons why. For example a birthday cake, the food you have at Christmas, a meal with your family. You could create a scrapbook page with photographs of these different times and celebrations if you have them.	<ul style="list-style-type: none"> • See PPT
2	Jewish festival of Hanukkah https://www.bbc.co.uk/bitesize/topics/znwhfg8/articles/zj446v4 Watch this video clip to see the special foods and activities that take place within the Jewish community for the festival of Hanukkah. I have included a simple recipe if you would like to have a go at making some traditional Jewish biscuits. Recipe https://www.bbcgoodfood.com/recipes/hanukkah-biscuits	<ul style="list-style-type: none"> • See PPT
3	The Last Supper – share the story of The Last Supper and order the pictures to show the sequence of events. Write a sentence for each picture. Then discuss the questions on the PPT with someone in your family.	<ul style="list-style-type: none"> • Questions on PPT • Sequencing pictures

ENGLISH task 1 - Spellings

WB 13th July 2020

Spellings homework

Practise our class spellings so that you can confidently spell them. Then for each word, write or say one sentence using it, just like we do each week in our homework books.


Spelling word	Practise 1	Practise 2	Practise 3
whole			
half			
quarter			
third			
many			

ENGLISH task 2 – ‘The Magic Box’

Poem



The Magic Box



I will put in the box

the swish of a silk sari on a summer night,
fire from the nostrils of a Chinese dragon,
the tip of a tongue touching a tooth.




I will put in the box



a snowman with a rumbling belly
a sip of the bluest water from Lake Lucerene,
a leaping spark from an electric fish.

I will put into the box

three violet wishes spoken in Gujarati,
the last joke of an ancient uncle,
and the first smile of a baby.



I will put into the box

a fifth season and a black sun,
a cowboy on a broomstick
and a witch on a white horse.



My box is fashioned from ice and gold and steel,
with stars on the lid and secrets in the corners.
Its hinges are the toe joints of dinosaurs.

I shall surf in my box
on the great high-rolling breakers of the wild Atlantic,
then wash ashore on a yellow beach
the colour of the sun.

by Kit Wright




ENGLISH task 3 – All about me

All About Me

Name: _____

Age: _____



My Favourite Things

Subject: _____

Hobby: _____

Animal: _____

When I grow up I

want to be a:



ENGLISH task 4 – Letter to my new teachers

Dear _____

My name is

My favourite subjects are

When I am in year 3, I am looking forward to

ENGLISH task 5 – Common exception word search

CE words Group 23

I R A C H G M I Y K O F O Y B F S Z
G J A B R E A K O N I S A X M L W X
C T O Y S V V F I E D T S J I R K N
L J J U T S K J G T C H Q O S N M B
I M B K E H X P Q P A R E N T S B O
M T B E A U T I F U L P K U C S L T
B M G V K W A O H J M R U A L B R H
A U E N G G X O D N O E F F H P Z K
H L W O G T O U B Y S T P C K Q T L
K Y Y R F W F I K K T T N R Z N B H
Y Y V E V E R Y B O D Y F S K Z U J
O W U F Q F Q P G R E A T E H U B M

Find the following words in the puzzle.

Words are hidden → ↓ and ↘ .

BEAUTIFUL
BOTH
BREAK
CLIMB

EVERYBODY
GREAT
MOST
PARENTS

PRETTY
STEAK

MATHS task 1 – times tables practise

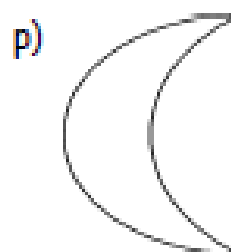
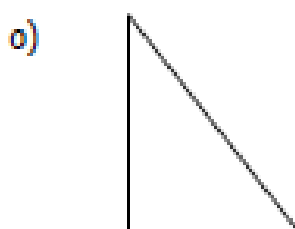

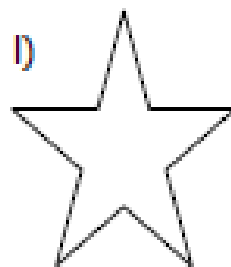

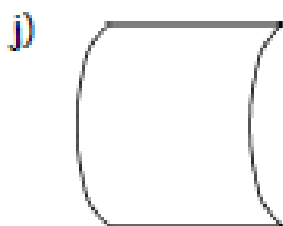
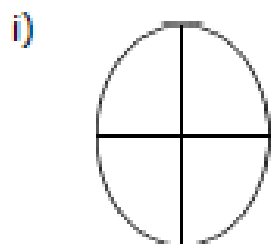
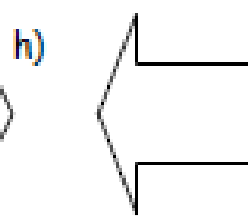
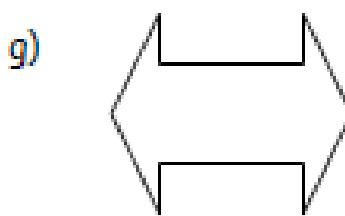
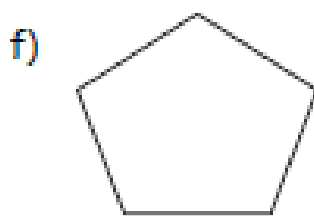
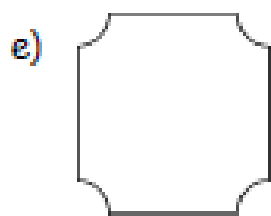


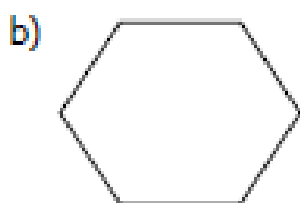
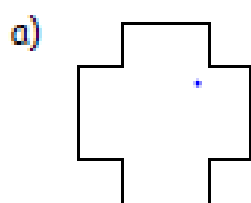
Use 'Hit the Button' to practise your times tables and number bonds or any of the other resources from the last few weeks.

<https://www.topmarks.co.uk/maths-games/hit-the-button>

MATHS task 2 – Symmetry – draw a line of symmetry on each shape.

Symmetry Sheet 1.







1) Draw on lines of symmetry on the following shapes.



MATHS task 3 – Reflective Patterns

Symmetry

Complete the pictures by shading the squares in.



MATHS task 4 – Number Investigations

– Consecutive Numbers

Problem Solving Challenge

Take 3 consecutive numbers that are neighbours when you count. E.g. 4, 5, 6.

Add them together, what do you notice? Choose 3 more neighbour numbers up to 10.

Now try it with 2-digit numbers. Do you find the same patterns?



MATHS task 5 – Maths challenges

These are Mastery maths challenges and will take a bit of thinking to problem solve.

Birthdays

Mum and Paul are talking about birthdays.

They take Paul's age and double it.
Then they add 5.
The answer is 35.
Mum says this is her age.
How old is Paul?



Make up more problems like this.
Try to use some of these words:

double

halve

add

subtract

MATHS task 5 – Maths challenges

These are Mastery maths challenges and will take a bit of thinking to problem solve.

Christmas tree

Rudolph put four stars on a tree.
He coloured each star either red or yellow.



In how many different ways can Rudolph colour the four stars?

MATHS task 5 – Maths challenges


These are Mastery maths challenges and will take a bit of thinking to problem solve.

Spendthrift

Choc bars cost 26p each.



Fruit bars cost 18p each.



Anil spent exactly £5 on a mixture of choc bars and fruit bars.

How many of each did he buy?

TOPIC – task 1 – What foods are special to me?

Create a poster or write a list of the different foods and meals which are special to you and why. For example: a birthday cake, a Christmas meal. You can draw pictures or use the actual photographs of them if you have them.

TOPIC – task 2 – Judaism – Hanukkah

Watch the video clip by following this link:

<https://www.bbc.co.uk/bitesize/topics/znwhfg8/articles/zj446v4>

See how much you can remember about Hanukkah.

If you would like to, you could try and make this traditional recipe made by lots of Jewish families during Hanukkah.

<https://www.bbcgoodfood.com/recipes/hanukkah-biscuits>

TOPIC – task 3 – The Last Supper

Read the PPT story and then see if you can retell it in your own words. The PPT story is saved on the website in the 'printable resources' folder for this week.

