



Year 6 Home learning week 2

Some more fun activities to do, don't forget to email us your amazing creations!


[oak.class.2020@hotmail.com](mailto:oak.class.2020@hotmail.com)

This email address is for children to use only!

Help the Easter bunny find his way to his egg basket!



START



FINISH



EASTER

BUNNY

RABBIT

CHOCOLATE

CHICKS

EGGS

BONNET

EGG HUNT

E P W Y Y X U D S C O X O H Q  
O S W Y I A V G T O G I B I A V  
O F D J K T G I C L K U Q J T  
O S S X L T S I K O Q X L H J  
U R N T M N D Y I B F O S R R  
I A V J U U F W H A G Y K Z G  
G B I Y O H H D C D M N A N N  
T B V A L G C V A P H N B R V  
O I Q L N G H J X B E U K E M  
O T Q T F E O R X Q Z B P T X  
S I G Y E R C U T H V O U S T  
G X D G D Z O T T C S N U A L  
G B R T J N L M L B Y N B E G  
E N J J Y Y A N E J M E P W W  
D S P M L W T G U U L T X W P  
N N E V G V E X A G I Y M Z T



Happy  
Easter!

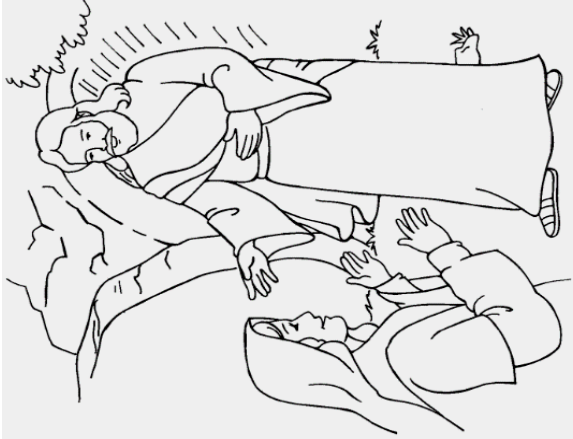





Have a look at: <https://www.youtube.com/watch?v=OPSGoPdKQFQ>

Put the pictures in the right order and then write the Easter story out.

**The Easter Story Word Mat**

<p>passover</p> <p>disciples</p>	<p>crucifixion</p> <p>Jerusalem</p>	<p>crown of thorns</p>	<p>heaven</p> <p>Pontius Pilate</p>
<p>Last Supper</p> <p>tomb</p>	<p>Jesus</p>	<p>priests</p> <p>palm leaf</p>	<p>cross</p>
<p>soldier</p>	<p>donkey</p>	<p>Judas and Peter</p>	<p>angel</p>
<p>resurrection</p>	<p>Mary Magdalene</p>	<p>©2017 www.melloo.co.uk</p>	



# The Story of Easter



Have a go at painting your own Easter story stones!

# DIY EASTER STORY STONES

