

Hi Chestnuts,

I hope you had a lovely half term and are ready for your final half term in year R. Remember to keep checking Tapestry regularly and upload any learning or fun activities you have been doing at home.

I have included a new challenge time addition to your activities for this half term. I am excited to see how many of you can accept my challenges.

I am looking forward to seeing you all soon!





Look out of
the window.



What can you
see?

- Look out of the window, encourage the use of positional language.

There is a bird on the fence.

The car is in front of the garage.

- Write a list of all the things you can see.



Use your toys
to tell a story.



- Ask mummy or daddy to film you telling your story.

Use the language:

- Once upon a time
- One day
- Next

- Write your story down.

Circle the pictures that have the 'ear' sound in the middle, or at the end.




Challenge Time:

- Write a list of words that have the ear trigraph.
- Put one of the words into a sentence.

Miss Swain's sentence: *I can hear with my ear.*

Circle the pictures that have the 'air' sound at the end.



Challenge Time:

- Write a list of words that have the air trigraph.
- Put one of the words into a sentence.

Miss Swain's sentence: *'My hair is long and fair'*.

Circle the pictures that have the 'ure' sound at the end.



Challenge Time:

- Write a list of words that have the ure trigraph.
- Put one of the words into a sentence.

Miss Swain's sentence: *'The mixture is sweet.'*

Match the sentence to the picture.

When I am sad I get a tear.



My hair is brown and long.



I need a cure.





Watch
<https://www.youtube.com/watch?v=bLJw9yPusak>

Write a list of all the animals you could see.

Challenge Time:

Choose one animal to write about.

Describe-
what it looks like
Where it lives
What it eats

Challenge Time:

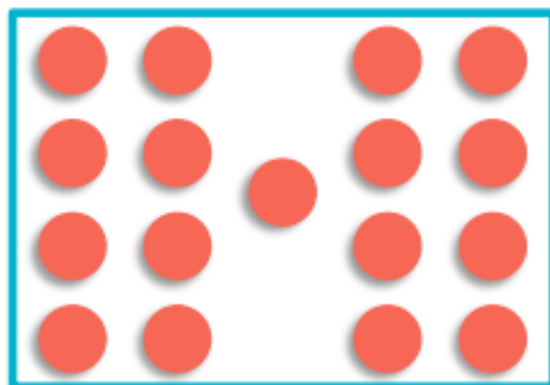
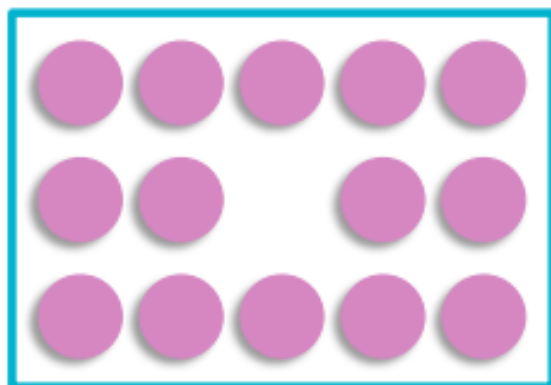



Think of a sentence to describe this picture. Remember to use Capital letters, finger spaces and a full stop.



Remember those tricky words too!

- <https://www.youtube.com/watch?v=TvMyssfAUx0> (phase 2)
- <https://www.youtube.com/watch?v=R087lYrRpgY> (phase 3)
- <https://www.youtube.com/watch?v=3NOzgR1ANc4> (phase 4)

Count the spots. Draw a line to the matching numeral.



14

11


15

8










13

Rumble in the Jungle

Calculate each addition sum to work out which colour to use.



Sound Walk Tally

Sound	Tally
	
	
	
	
	
	
	
	
	

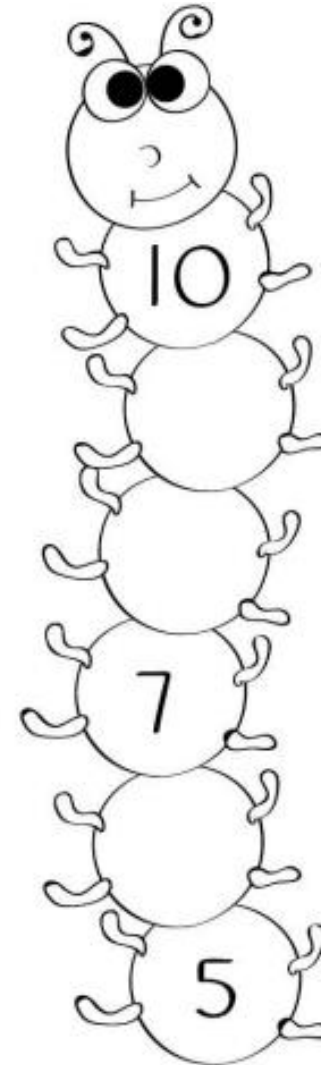
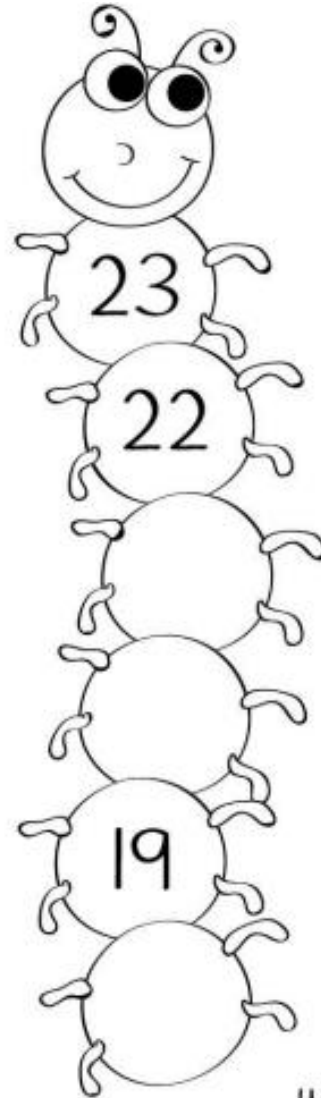
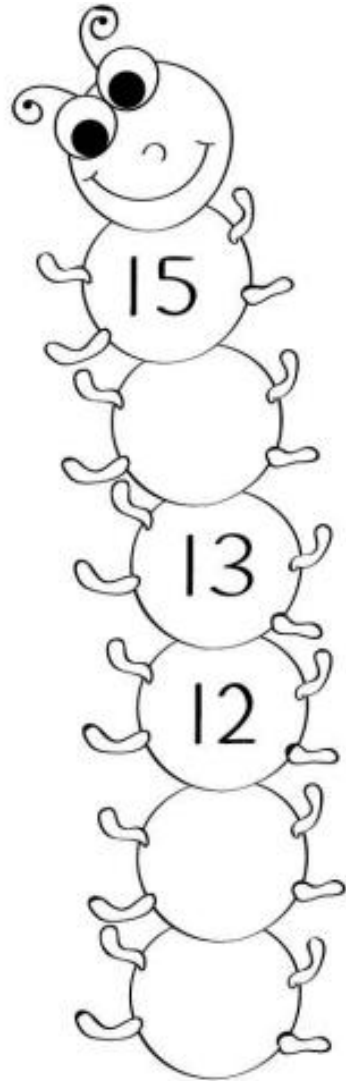
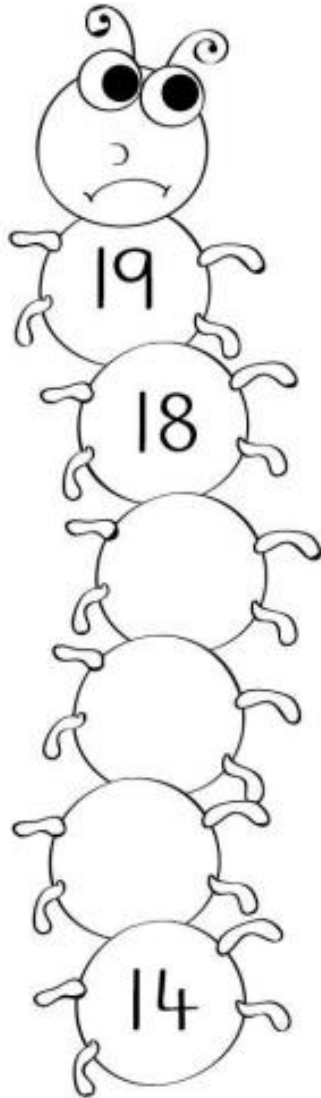
When you go on your daily walk listen carefully to what you can hear.

Make a tally each time you hear one of these sounds. Remember to close the gate at 5!





Counting back from 20

https://www.youtube.com/watch?v=srPktd4k_O8



Sharing at the Teddy Bears' Picnic

The teddy bears are having a picnic. Can you help them share their food so they have the **same** amount each?



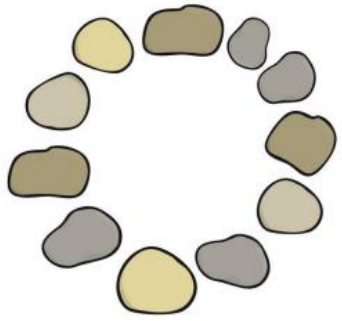
Can you recreate these scenarios with your own toys?

Challenge Time:

Write the addition sentence.

$$2+2=4$$

Outdoor challenges.



Make a circle from stones.

twinkl.co.uk




Make a triangle from twigs.

twinkl.co.uk

Outdoor Literacy

Can you find something that begins with the sound 's'? Write down everything you can see that begins with 's'.



Outdoor Literacy

Can you see any signs? What do you think they say? Can you recognise any words?

