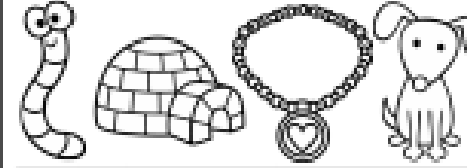
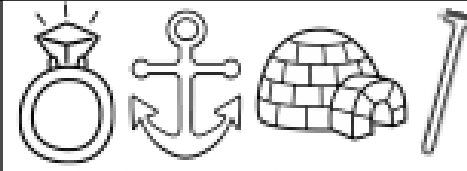


Name: _____

Secret Spring Words

Write the beginning sound of each picture to work out the secret word.



Phonics Activity Mats

Fill in the missing sounds.



g _ t _ ed

Circle the picture that matches the sentence.

Jack was sitting
on a chair.



Circle the word that matches the picture.



chip

chin

coin

Write a sentence about this picture.



Phonics Activity Mats

Circle the pictures with the 'er' sound.



Circle the correct answer.

Can a duck quack?

yes

no

Circle the picture that matches the sentence.

The shark has sharp teeth.




Write a sentence about this picture.

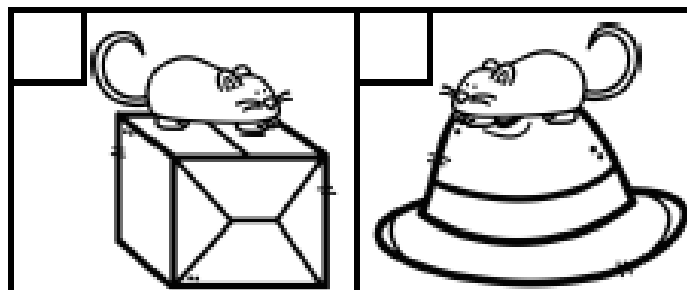


Read the sentence and
tick the correct picture.


The cat sat on the mat.



Do you see the rat on the hat?

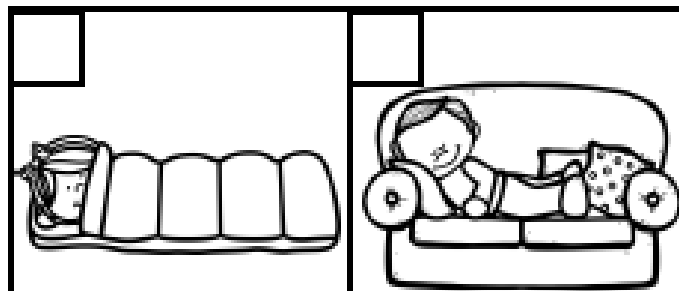


The cat and the rat are fat.

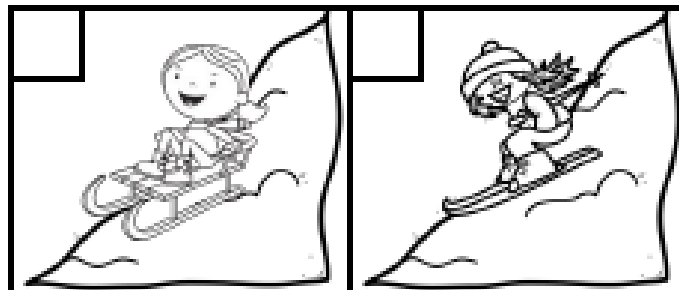


Read the sentence and
tick the correct picture.

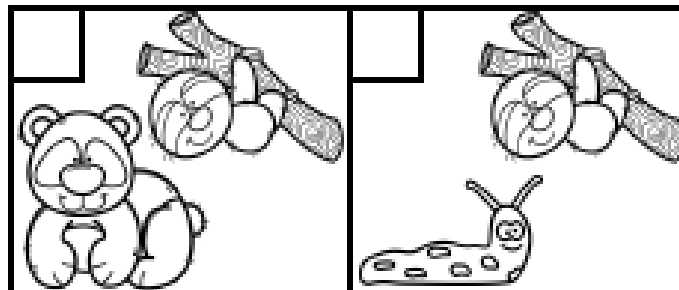
She sleeps in the sleeping bag.



She sleds down the slope.



Do you see a slug and a sloth?



S Blends

Read these words aloud. Listen for the **letter blend**, or combination of sounds, at the beginning of the word.



stick



small

Say the name of the picture out loud. Circle the letters that make the beginning sound.



st

sm



sp

sl



sl

sw



sn

st



sm

sp



st

sc



sw

sp



sk

st



sp

sw



sc

st



sp

sn




sl

sm

Watch- The Very Hungry Caterpillar

<https://www.youtube.com/watch?v=75NQK-Sm1YY>



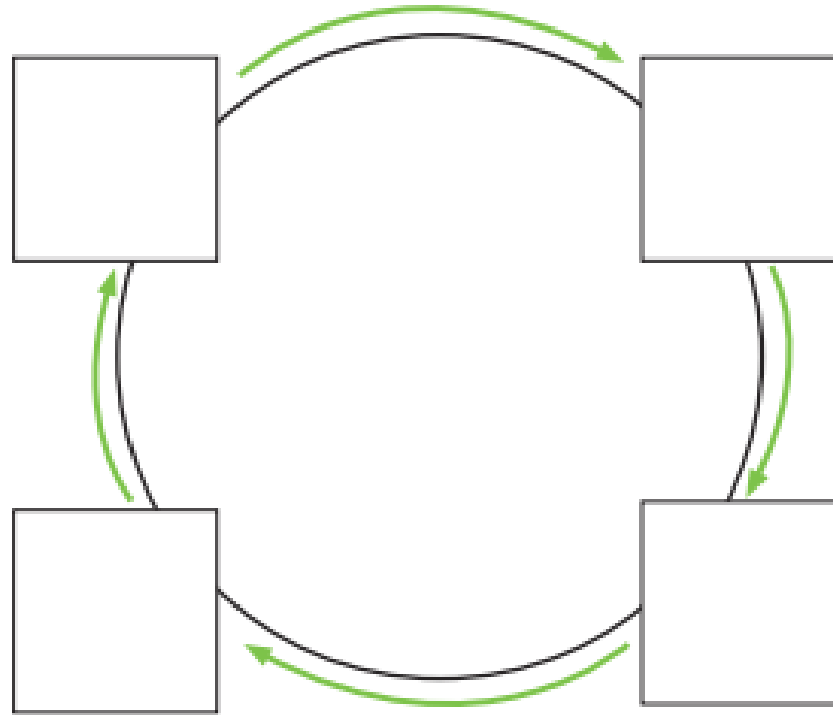
Butterfly Life Cycle

Order the life cycle of a caterpillar.

Challenge Time:

Label the life cycle using the words:

- egg
- caterpillar
- cocoon/ chrysalis
- butterfly


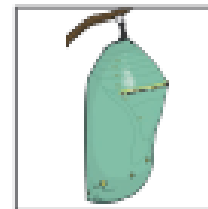
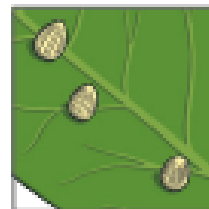


visit [twinkl.com.au](https://www.twinkl.com.au)



Now check you are right

<https://www.bbc.co.uk/teach/class-clips-video/how-caterpillars-change-into-butterflies-no-narration/zn4rkmn>




What would you eat if you were the hungry caterpillar?

If I were the hungry caterpillar, I would eat...

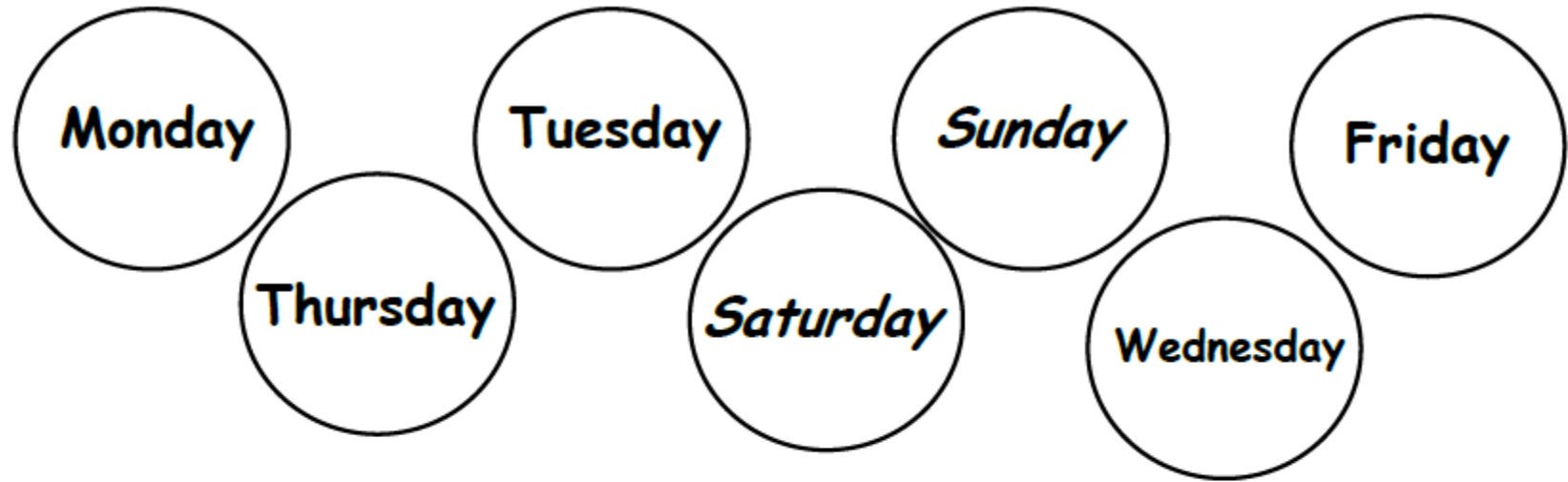


Colour the
Picture.

Think about
which colours
you will need.



Order the days of
The week.



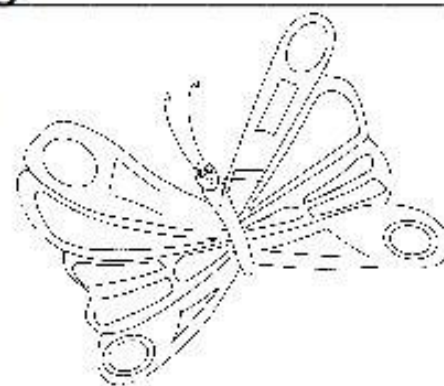
Which day comes
1st, 2nd, 3rd, 4th, 5th, 6th, 7th?

Name: _____



The Butterfly Problem

3 beautiful butterflies flying.
How many wings?



How did I solve this problem?
pictures words numbers



Challenge Time:

What if 2 more


Butterflies decided to join?

How many wings would there be now?

The Butterfly Problem

5 beautiful butterflies flying.

How many wings?



How did I solve this problem?
pictures words numbers

answer

The Caterpillar Problem

The hungry caterpillar had 9 pieces of fruit .
He ate 4. How many pieces of fruit were left?



answer

How did I solve this problem?
pictures words numbers

name

Colour the Hungry Caterpillar
using a repeating pattern.

Challenge Time:

Can you use 3 colours




Wiggle like a caterpillar!

- <https://www.youtube.com/watch?v=xhWDiQRrC1Y> Cosmic Kids- The Very Hungry Caterpillar
- <https://www.youtube.com/watch?v=A-zQ82yN68I> There's a Tiny Caterpillar on a Leaf
- <https://www.youtube.com/watch?v=ZfX7tS5jdl8> The Caterpillar Song

Lets get crafty...



★ A Little Pinch of PERFECT



© PowerfulMothering.com